



# F5 BIG-IP<sup>®</sup> 17.1.0.1 including APM Security Target

---

Document Number: CC2023-ASE\_ST-002  
Document Version: 7.10  
Date: March 1, 2024

## Prepared By:

**Saffire Systems**  
PO Box 40295  
Indianapolis, IN 46240

## Prepared For:

**F5, Inc.**  
801 Fifth Avenue  
Seattle, WA 98104

# Table of Contents

<b>1</b>	<b>INTRODUCTION</b>	<b>1</b>
1.1	SECURITY TARGET IDENTIFICATION	1
1.2	TOE IDENTIFICATION	1
1.2.1	F5 Devices	1
1.2.2	Hypervisors	6
1.3	DOCUMENT TERMINOLOGY	6
1.3.1	ST Specific Terminology	6
1.3.2	Acronyms	7
1.4	TOE TYPE	7
1.5	TOE OVERVIEW	8
1.6	TOE DESCRIPTION	9
1.6.1	Introduction	9
1.6.2	Architecture Description	9
1.6.3	Physical Boundaries	15
1.6.3.1	Physical boundaries	15
1.6.3.2	Guidance Documentation	16
1.6.4	Logical Boundaries	18
1.6.4.1	Security Audit	19
1.6.4.2	Cryptographic Support	19
1.6.4.3	Identification and Authentication	20
1.6.4.4	Security Management	20
1.6.4.5	Protection of the TSF	20
1.6.4.6	TOE access	20
1.6.4.7	Trusted Path/Channels	21
1.6.5	Delivery	21
1.6.5.1	F5 Devices	21
1.6.5.2	Hypervisors	22
1.6.5.3	Documentation	22
<b>2</b>	<b>CONFORMANCE CLAIMS</b>	<b>23</b>
2.1	CC CONFORMANCE CLAIMS	23
2.2	PP AND PACKAGE CLAIMS	23
2.3	CONFORMANCE RATIONALE	25
<b>3</b>	<b>SECURITY PROBLEM DEFINITION</b>	<b>26</b>
3.1	THREAT ENVIRONMENT	26
3.2	THREATS	27
3.3	ORGANISATIONAL SECURITY POLICIES	28
3.4	ASSUMPTIONS	28
<b>4</b>	<b>SECURITY OBJECTIVES</b>	<b>31</b>
4.1	SECURITY OBJECTIVES FOR THE OPERATIONAL ENVIRONMENT	31
<b>5</b>	<b>EXTENDED COMPONENTS DEFINITION</b>	<b>33</b>
<b>6</b>	<b>SECURITY REQUIREMENTS</b>	<b>34</b>
6.1	CONVENTIONS	35
6.2	SECURITY FUNCTIONAL REQUIREMENTS	35
6.2.1	Security Audit (FAU)	35
6.2.1.1	FAU_GEN.1 Audit Data Generation	35
6.2.1.2	FAU_GEN.2 User Identity Association	37
6.2.1.3	FAU_STG.1 Protected Audit Trail Storage	38
6.2.1.4	FAU_STG_EXT.1 Protected Audit Event Storage	38
6.2.1.5	FAU_STG_EXT.3/LocSpace Action in case of possible audit data loss	38
6.2.2	Cryptographic Operations (FCS)	38

- 6.2.2.1 FCS\_CKM.1 Cryptographic Key Generation ..... 38
- 6.2.2.2 FCS\_CKM.2 Cryptographic Key Establishment ..... 38
- 6.2.2.3 FCS\_CKM.4 Cryptographic Key Destruction ..... 39
- 6.2.2.4 FCS\_COP.1/DataEncryption Cryptographic operation (AES Data Encryption/Decryption)..... 39
- 6.2.2.5 FCS\_COP.1/SigGen Cryptographic operation (Signature Generation and Verification)..... 39
- 6.2.2.6 FCS\_COP.1/Hash Cryptographic operation (Hash Operation)..... 39
- 6.2.2.7 FCS\_COP.1/KeyedHash Cryptographic operation (Keyed Hash Algorithm)..... 39
- 6.2.2.8 FCS\_HTTPS\_EXT.1 HTTPS Protocol ..... 40
- 6.2.2.9 FCS\_RBG\_EXT.1 Random Bit Generation..... 40
- 6.2.2.10 FCS\_SSHS\_EXT.1 SSH Server Protocol ..... 40
- 6.2.2.11 FCS\_TLSC\_EXT.1[1] TLS Client Protocol without mutual authentication (TLS1.1) ..... 41
- 6.2.2.12 FCS\_TLSC\_EXT.1[2] TLS Client Protocol without mutual authentication (TLS 1.2) ..... 41
- 6.2.2.13 FCS\_TLSC\_EXT.2 TLS Client support for mutual authentication..... 42
- 6.2.2.14 FCS\_TLSS\_EXT.1[1] TLS Server Protocol (Data Plane Server - TLS 1.1)..... 42
- 6.2.2.15 FCS\_TLSS\_EXT.1[2] TLS Server Protocol (Data Plane Server - TLS 1.2)..... 42
- 6.2.2.16 FCS\_TLSS\_EXT.1[3] TLS Server Protocol (Control Plane Server - TLS 1.1) ..... 43
- 6.2.2.17 FCS\_TLSS\_EXT.1[4] TLS Server Protocol (Control Plane Server - TLS 1.2) ..... 44
- 6.2.3 *Identification and Authentication (FIA)*..... 44
  - 6.2.3.1 FIA\_AFL.1 Authentication Failure Management..... 44
  - 6.2.3.2 FIA\_PMG\_EXT.1 Password Management..... 44
  - 6.2.3.3 FIA\_UIA\_EXT.1 User Identification and Authentication..... 44
  - 6.2.3.4 FIA\_UAU\_EXT.2 Password-based Authentication Mechanism..... 45
  - 6.2.3.5 FIA\_UAU.7 Protected Authentication Feedback..... 45
  - 6.2.3.6 FIA\_X509\_EXT.1/Rev X.509 Certificate Validation..... 45
  - 6.2.3.7 FIA\_X509\_EXT.2 X.509 Certificate Authentication ..... 45
  - 6.2.3.8 FIA\_X509\_EXT.3 X.509 Certificate Requests..... 46
- 6.2.4 *Security Management (FMT)*..... 46
  - 6.2.4.1 FMT\_MOF.1/Services Management of security functions behavior..... 46
  - 6.2.4.2 FMT\_MOF.1/ManualUpdate Management of security functions behavior ..... 46
  - 6.2.4.3 FMT\_MTD.1/CoreData Management of TSF Data..... 46
  - 6.2.4.4 FMT\_MTD.1/CryptoKeys Management of TSF Data..... 46
  - 6.2.4.5 FMT\_SMF.1 Specification of Management Functions..... 46
  - 6.2.4.6 FMT\_SMR.2 Restrictions on security roles..... 46
- 6.2.5 *Protection of TSF (FPT)*..... 47
  - 6.2.5.1 FPT\_APW\_EXT.1 Protection of Administrator Passwords ..... 47
  - 6.2.5.2 FPT\_SKP\_EXT.1 Protection of TSF Data (for reading of all pre-shared, symmetric, and private keys) ..... 47
  - 6.2.5.3 FPT\_STM\_EXT.1 Reliable Time Stamps ..... 47
  - 6.2.5.4 FPT\_TST\_EXT.1/PowerOn TSF Testing (Extended) ..... 47
  - 6.2.5.5 FPT\_TST\_EXT.1/OnDemand TSF Testing (Extended)..... 47
  - 6.2.5.6 FPT\_TUD\_EXT.1 Trusted Update ..... 47
- 6.2.6 *TOE Access (FTA)* ..... 48
  - 6.2.6.1 FTA\_SSL\_EXT.1 TSF-initiated Session Locking..... 48
  - 6.2.6.2 FTA\_SSL.3 TSF-initiated Termination (Refinement) ..... 48
  - 6.2.6.3 FTA\_SSL.4 User-initiated Termination (Refinement) ..... 48
  - 6.2.6.4 FTA\_TAB.1 Default TOE Access Banners (Refinement)..... 48
- 6.2.7 *Trusted path/channels (FTP)*..... 48
  - 6.2.7.1 FTP\_ITC.1 Inter-TSF trusted channel (Refinement) ..... 48
  - 6.2.7.2 FTP\_TRP.1/Admin Trusted Path (Refinement)..... 48
- 6.3 TOE SECURITY ASSURANCE REQUIREMENTS ..... 48
- 6.4 SECURITY REQUIREMENTS RATIONALE ..... 49
  - 6.4.1 *Security Functional Requirement Dependencies*..... 49
- 7 TOE SUMMARY SPECIFICATION ..... 50**
  - 7.1 SECURITY AUDIT..... 50
  - 7.2 CRYPTOGRAPHIC SUPPORT..... 52
    - 7.2.1 *Key Generation and Establishment* ..... 52
    - 7.2.2 *Zeroization of Critical Security Parameters*..... 53
    - 7.2.3 *Cryptographic operations in the TOE* ..... 55
    - 7.2.4 *Random Number Generation*..... 56
    - 7.2.5 *SSH*..... 57

- 7.2.6 *TLS Protocol* ..... 57
- 7.2.7 *HTTPS Protocol*..... 59
- 7.3 IDENTIFICATION AND AUTHENTICATION ..... 60
  - 7.3.1 *Password policy and user lockout* ..... 60
  - 7.3.2 *Certificate Validation*..... 61
- 7.4 SECURITY FUNCTION MANAGEMENT ..... 61
  - 7.4.1 *Security Roles*..... 63
- 7.5 PROTECTION OF THE TSF ..... 66
  - 7.5.1 *Protection of Sensitive Data* ..... 66
  - 7.5.2 *Self-tests* ..... 66
  - 7.5.3 *Update Verification*..... 67
  - 7.5.4 *Time Source* ..... 68
- 7.6 TOE ACCESS ..... 68
- 7.7 TRUSTED PATH/CHANNELS ..... 68

## List of Tables

- Table 1: Supported Hardware Models ..... 6
- Table 2: Supported Hypervisor Systems..... 6
- Table 3: Guidance Documentation ..... 18
- Table 4: Security Functional Requirements..... 35
- Table 5: Security Functional Requirements and Auditable Events ..... 37
- Table 6: Security Assurance Requirements ..... 49
- Table 7: Audit Logs and Their Content ..... 51
- Table 8: Key generation in the TOE ..... 53
- Table 9: Zeroization of Critical Security Parameters..... 54
- Table 10: Cryptographic primitives in the TOE ..... 56
- Table 11: SSH Algorithms ..... 57
- Table 12: Cipher suites ..... 58
- Table 13: BIG-IP User Roles ..... 65

## List of Figures

Figure 1: BIG-IP Subsystems for F5 Devices (except rSeries and VELOS) in Application Delivery Controller Deployments ..... 10

Figure 2: BIG-IP Subsystems for F5 rSeries and VELOS Devices in Application Delivery Controller Deployments..... 11

Figure 3: BIG-IP Subsystems for Hypervisors in Application Delivery Controller Deployments ..... 11

Figure 4: Architectural aspects of BIG-IP – F5 Device (except rSeries and VELOS) in Application Delivery Controller Deployments ..... 13

Figure 5: Architectural aspects of BIG-IP – F5 rSeries and VELOS Devices in Application Delivery Controller Deployments ..... 14

Figure 6: Architectural aspects of BIG-IP – Hypervisor in Application Delivery Controller Deployments ..... 15

# 1 Introduction

This section identifies the Security Target, Target of Evaluation (TOE), conformance claims, ST organization, document conventions, and terminology. It also includes an overview of the evaluated product.

## 1.1 Security Target Identification

This section will provide information necessary to identify and control the Security Target and the TOE.

ST Title:	F5 BIG-IP 17.1.0.1 including APM Security Target
Version:	7.10
Publication Date:	March 1, 2024
Sponsor:	F5, Inc.
Developer:	F5, Inc.
ST Author:	Michelle Ruppel, Saffire Systems

## 1.2 TOE Identification

The TOE claiming conformance to this ST is identified as *BIG-IP Version 17.1.0.1 including APM* (Build Hotfix-BIGIP-17.1.0.1.0.61.4-ENG, also referred to as 17.1.0.1 + EHF) running on any of the devices identified in Section 1.2.1 and any of the hypervisors identified in Section 1.2.2. The TOE is deployed with the following license modes/modules:

- Application Delivery Controller deployment
  - Appliance Mode
  - Traffic Management Operating System (TMOS) modules
  - Traffic Management Microkernel (TMM) module
  - Access Policy Manager (APM) module
  - Local Traffic Manager (LTM) module

### 1.2.1 F5 Devices

The TOE consists of any of the hardware appliances listed in Table 1 installed with LTM+APM with appliance mode software.

Explanation of table columns in the table below.

**SKU (stock-keeping unit).** A set of product SKUs define the hardware and software that is licensed and shipped. Each row in this table is a delivery option consisting of multiple product SKUs. The SKUs together define the following for appliances:

- Base BIG-IP and platform (F5-BIG-LTM-*nnn*)
- Additional modules (F5-ADD-BIG-APM-*nnn*)
- Appliance mode (F5-ADD-BIG-MODE).

VIPRION devices are the same, but with the addition of VPR to the SKU, and the addition of a SKU specifying the chassis (for example F5-VPR-LTM-C2400-AC).

Note that “XXB” in the SKUs below denotes that the SKU is applicable to a range of platforms or models. “XXB” is part of the actual SKU and not a placeholder.

**Part #.** This refers to the part number of the hardware device (appliance, blade, and/or chassis) included in the platform SKU.

**Model Series.** Designates the family of appliances or blades to which the specified SKU belongs.

SKU	Part #	Model Series
iSeries		
F5-BIG-LTM-I4600 F5-ADD-BIG-APMI4XXB F5-ADD-BIG-MODE	200-0390-06	i4000
F5-BIG-LTM-I5600 F5-ADD-BIG-APMI56XXB F5-ADD-BIG-MODE	200-0396-07	i5000
F5-BIG-LTM-I7600 F5-ADD-BIG-APMI76XXB F5-ADD-BIG-MODE	500-0031-00	i7000
F5-BIG-LTM-I10600 F5-ADD-BIGAPMI106XXB F5-ADD-BIG-MODE	500-0030-00	i10000
F5-BIG-LTM-I11600-DS F5-ADD-BIGAPMI116XXB F5-ADD-BIG-MODE	500-0015-04	i11000-DS
F5-BIG-LTM-I15600 F5-ADD-BIG-APMI156XXB F5-ADD-BIG-MODE	500-0001-08	i15000

SKU	Part #	Model Series
F5-BIG-LTM-I4800B F5-ADD-BIG-APMI4XXX F5-ADD-BIG-MODE	200-0390-06	i4000
F5-BIG-LTM-I5800 F5-ADD-BIG-APMI58XXB F5-ADD-BIG-MODE	200-0396-07	i5000
F5-BIG-LTM-I5820-DF F5-ADD-BIG-APMI58XXB F5-ADD-BIG-MODE	500-0017-06	i5000
F5-BIG-LTM-I7800 F5-ADD-BIG-APMI78XXB F5-ADD-BIG-MODE	500-0031-00	i7000
F5-BIG-LTM-I7820-DF F5-ADD-BIG-APMI78XXB F5-ADD-BIG-MODE	500-0016-06	i7000
F5-BIG-LTM-I10800 F5-ADD-BIGAPMI108XXB F5-ADD-BIG-MODE	500-0030-00	i10000
F5-BIG-LTM-I11800-DS F5-ADD-BIGAPMI118XXB F5-ADD-BIG-MODE	500-0015-04	i11000-DS
F5-BIG-LTM-I15800 F5-ADD-BIGAPMI158XXB F5-ADD-BIG-MODE	500-0001-08	i15000



SKU	Part #	Model Series
F5-BIG-LTM-I15820-DF F5-ADD-BIGAPMI158XXB F5-ADD-BIG-MODE	500-0043-00	I15000-DF
VIPRION		
F5-VPR-LTM-C2400-AC F5-VPR-LTM-B2250 F5-ADD-VP RAPM-C2400B F5-ADD-BIG-MODE F5-ADD-VPR-VCMP-2400	400-0028-11 400-0039-03	C2400 B2250
F5-VPR-LTM-C4480-AC F5-VPR-LTM-B4450 F5-ADD-VP RAPM-C4400B F5-ADD-BIG-MODE F5-ADD-VPR-VCMP-4480	400-0033-04 400-0053-10	C4480 B4450
rSeries		
F5-BIG-LTM-R4600 F5-ADD-BIG-APMR4xxxB F5-ADD-BIG-MODE	200-0417-03	R4000
F5-BIG-LTM-R4800 F5-ADD-BIG-APMR4xxxB F5-ADD-BIG-MODE	200-0417-03	R4000
F5-BIG-LTM-R5600 F5-ADD-BIG-APMR5xxxB F5-ADD-BIG-MODE	200-0411-05	R5000

SKU	Part #	Model Series
F5-BIG-LTM-R5800 F5-ADD-BIG-APMR5xxxB F5-ADD-BIG-MODE	200-0411-05	R5000
F5-BIG-LTM-R5900 F5-ADD-BIG-APMR5xxxB F5-ADD-BIG-MODE	200-0411-05	R5000
F5-BIG-LTM-R5920-DF F5-ADD-BIG-APMR5xxxB F5-ADD-BIG-MODE	200-0421-03	R5000
F5-BIG-LTM-R10600 F5-ADD-BIGAPMR106xxB F5-ADD-BIG-MODE	200-0413-05	R10000
F5-BIG-LTM-R10800 F5-ADD-BIGAPMR108xxB F5-ADD-BIG-MODE	200-0413-05	R10000
F5-BIG-LTM-R10900 F5-ADD-BIGAPMR109xxB F5-ADD-BIG-MODE	200-0413-05	R10000
F5-BIG-LTM-R10900-DF F5-ADD-BIGAPMR109xxB F5-ADD-BIG-MODE	200-0420-02	R10000
F5-BIG-APM-R12600DSB	200-0424-03	R12000
F5-BIG-APM-R12800DSB	200-0424-03	R12000

SKU	Part #	Model Series
F5-BIG-APM-R12900DSB	200-0424-03	R12000
VELOS		
F5-VEL-LTM-BX110	400-0086-04	BX110
F5-VEL-CX410-AC	400-0096-00	CX410
LIC-PKG-VEL-ADD-APM-LTD		

**Table 1: Supported Hardware Models**

Each of the hardware platforms includes a third party proprietary cryptographic acceleration card. All iSeries hardware platforms and the VIPRION B4450 include the Intel Coletto Creek (8955). The VIPRION B2250 model includes the Cavium Nitrox (CN3540-500-C20). The rSeries and VELOS models include Intel QAT.

Note that BIG-IP on the rSeries and VELOS hardware platforms does not run directly on the hardware but on a platform layer – F5OS-A 1.5.1 for rSeries and F5OS-C 1.6.0 for VELOS. The platform layer is included in the TOE boundary.

## 1.2.2 Hypervisors

The TOE was also tested running on the hypervisors listed in Table 2.

Hypervisor	Platform	Processor
VMWare ESXi 8.0.0.10100 (Build: 20920323)	Dell PowerEdge R650	Intel(R) Xeon(R) Gold 6330N CPU @ 2.20GHz
Hyper-V version 10.0.20348.1 on Windows Server 2022 Standard	Dell PowerEdge R450	Intel(R) Xeon(r) Silver 4309Y CPU @ 2.80GHz
KVM: qemu-system-x86 Version: 1:6.2+dfsg-2ubuntu6.6 on Ubuntu 22.04.1 LTS	Dell PowerEdge R450	Intel(R) Xeon(r) Silver 4309Y CPU @ 2.80GHz

**Table 2: Supported Hypervisor Systems**

The hardware, hypervisors, and BIG-IP software are included in the TOE boundary.

## 1.3 Document Terminology

Please refer to CC Part 1 Section 4 for definitions of commonly used CC terms.

### 1.3.1 ST Specific Terminology

This section contains definitions of technical terms that are used with a meaning specific to this document. Terms defined in the CC Part 2 are not reiterated here, unless stated otherwise.

## Administrators

Administrators are administrative users of the TOE, i.e. those users defined in the TOE to be authorized to access the configuration interfaces of the TOE. Different roles can be assigned to administrators, including the Administrator role -- the name of the role is not to be confused with the general reference to an administrator being an administrative user of the TOE in any role.

## User

Humans or machines interacting with the TOE via the provided user and programmatic interfaces. The TOE deals with different types of users -- administrators in charge of configuring and operating the TOE, traffic users who are subject to the TOE's networking capabilities. User interactions with the TOE are transparent to the user, and in most cases the users are not aware of the existence of the TOE.

### 1.3.2 Acronyms

APM	Access Policy Manager
CC	Common Criteria
CMI	Central Management Infrastructure
CRL	Certificate Revocation List
CRLDP	Certificate Revocation List Distribution Point
GUI	Graphical User Interface
HSL	High-Speed Logging
LTM	Local Traffic Manager
OSP	Organisational Security Policy
PP	Protection Profile
SFP	Security Function Policy
SFR	Security Functional Requirement
SOAP	Simple Object Access Protocol
TLS	Transport Layer Security
TMM	Traffic Management Microkernel
TMOS	Traffic Management Operating System
TOE	Target of Evaluation
TSC	TSF Scope of Control
TSF	TOE Security Functions
TSP	TOE Security Policy
VE	Virtual Edition

## 1.4 TOE Type

The TOE type is a Networking Device.

## 1.5 TOE Overview

The BIG-IP products subject to this evaluation represent Application Delivery Controllers based on F5's Traffic Management Operating System (TMOS). In particular,

- Application Delivery Controller, which includes the Local Traffic Manager (LTM) and Access Policy Manager (APM) modules, provides network traffic management capabilities.

BIG-IP products run on appliance or blade hardware, or hardware and platform layer, provided by F5 listed in Section 1.2.1 or on one of the hypervisors listed in Section 1.2.2. When running on a third-party hypervisor, there may be only one guest virtual machine running on the hypervisor and only one instance of BIG-IP for each hardware platform.

The TOE's Traffic Management Microkernel (TMM), along with additional software, provides basic networking functionality, with the TOE operating as a network switch and reverse proxy. This includes the following security functions:

- **Security Audit:** BIG-IP implements syslog capabilities to generate audit records for security-relevant events. In addition, the BIG-IP protects the audit trail from unauthorized modifications and loss of audit data due to insufficient space.
- **Cryptographic Support:** In BIG-IP, cryptographic functionality is provided by the OpenSSL cryptographic module. The BIG-IP provides a secure shell (SSH) to allow administrators to connect over a dedicated network interface. BIG-IP also implements the TLS protocol to allow administrators to remotely manage the TOE. BIG-IP implements a TLS client for interactions with other TLS servers. These cryptographic implementations utilize the cryptographic module which provides random number generation, key generation, key establishment, key storage, key destruction, hash operations, encryption/decryption operations, and digital signature operations.
- **Identification and Authentication:** An internal password-based repository is implemented for authentication of management users. BIG-IP enforces a strong password policy and disabling user accounts after a configured number of failed authentication attempts.
- **Security Function Management:** A command line interface (available via the traffic management shell "tmsh"), web-based GUI ("Configuration utility" or "TMUI"), a SOAP-based API ("iControl API"), and a REST-based API ("iControl REST API") are offered to administrators for all relevant configuration of security functionality. The TOE manages configuration objects in a partition which includes users, server pools, etc. This includes the authentication of administrators by user name and password, as well as access control based on pre-defined roles and, optionally, groups of objects ("Profiles"). "Profiles" can be defined for individual servers and classes of servers that the TOE forwards traffic from clients to, and for traffic that matches certain characteristics, determining the kind of treatment applicable to that traffic. Management capabilities offered by the TOE include the definition of templates for certain configuration options. The management functionality also implements roles for separation of duties.
- **Protection of the TSF:** BIG-IP implements many capabilities to protect the integrity and management of its own security functionality. These capabilities include the protection of sensitive data, such as passwords and keys, self-tests, product update verification, and reliable time stamping.
- **TOE Access:** Prior to interactive user authentication, the BIG-IP can display an administrative-defined banner. BIG-IP terminates interactive sessions after an administrator-defined period of inactivity and allows users to terminate their own authenticated session.
- **Trusted Path / Channels:** The TOE protects remote connections to its management interfaces with TLS and SSH. The TOE also protects communication channels with audit servers using TLS.

## 1.6 TOE Description

### 1.6.1 Introduction

Typical BIG-IP network environments include an internal network, administrator network, external network, server pools, and redundant BIG-IP systems. In this typical example,

- Internet connections are mediated by BIG-IP to provide access to certain resources located in an organization's internal server pool, for example to a web-based e-commerce system presenting a storefront to consumers
- Users in the organization's Intranet also access resources in the server pools to interact with the internal server pool. Although not included in the TOE, BIG-IP provides server termination of traffic flowing to a backend server by implementing a TLS client protocol.
- Network administrators connect to BIG-IP via a dedicated network interface to administer the TOE
- The TOE is optionally set up in a redundant failover configuration, with heartbeat monitoring and reporting via a data link between the two instances

When deployed as two redundant systems configured in an active/standby failover configuration, the two systems can synchronize their configuration data and provide state and persistence monitoring. The TOE will fail over to the redundant system while maintaining a secure configuration if failures the active device sends a request to the standby device or if the standby device detects missing heartbeats from the active device. The new active device will continue to enforce security policies for new (and possibly active) connections mediated by the TOE. BIG-IP uses CMI (Central Management Infrastructure), a proprietary protocol, for the incremental exchange of configuration data and failover status between TOE instances; CMI is encapsulated in TLS to provide integrity and confidentiality protections. In this configuration a physical network port will be dedicated on each device for the exchange of synchronization data and failover monitoring with the standby device. Failover / redundancy is not in the scope of the evaluated configuration.

The APM terminates TLS-based VPN connections from remote clients. Internal server resources are made available to these remote users by offering web-based access for remote users, forwarding certain application protocols (such as remote desktop protocol (RDP)), and providing transparent VPN tunneling. The APM subsystem relies upon the Active Directory and/or LDAP external authentication providers to provide authentication decisions; local authentication is not performed for APM.

### 1.6.2 Architecture Description

The TOE is separated into two (2) distinct planes, the control plane and the data plane. The control plane validates, stores, and passes configuration data to all necessary systems. It also provides all administrative access to the TOE. The data plane passes user traffic through the TOE.

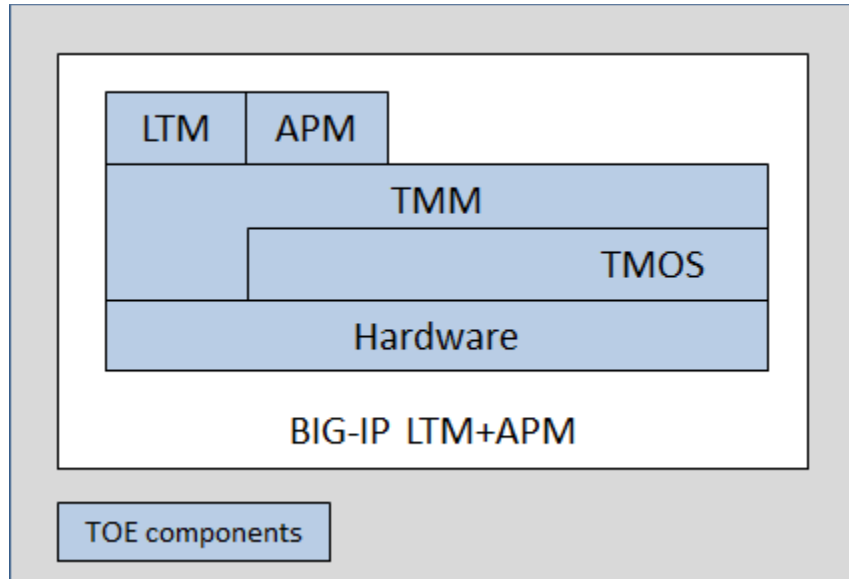
The TOE implements and supports the following network protocols: TLS (client and server), SSH, HTTPS, FTP. The TOE protects remote connections to its management interfaces with TLS and SSH. The TOE also protects communication channels with audit servers using TLS (TLSv1.1 and TLSv1.2). The cryptographic functionality implemented in the TOE is provided by OpenSSL.

The TOE is divided into the following subsystems:

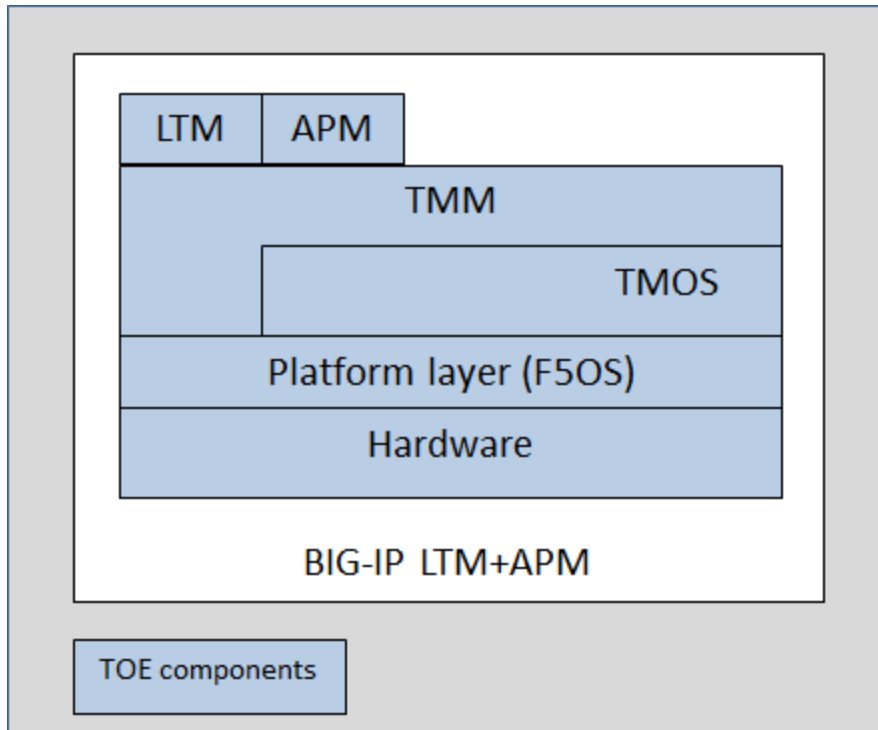
- F5 Device Hardware,
- F5 platform layer for rSeries and VELOS devices,
- Hardware for hypervisor deployments,
- Hypervisor for hypervisor deployments,
- Traffic Management Operating System (TMOS),

- Traffic Management Micro-kernel (TMM),
- Access Policy Manager (APM), and
- Local Traffic Manager (LTM).

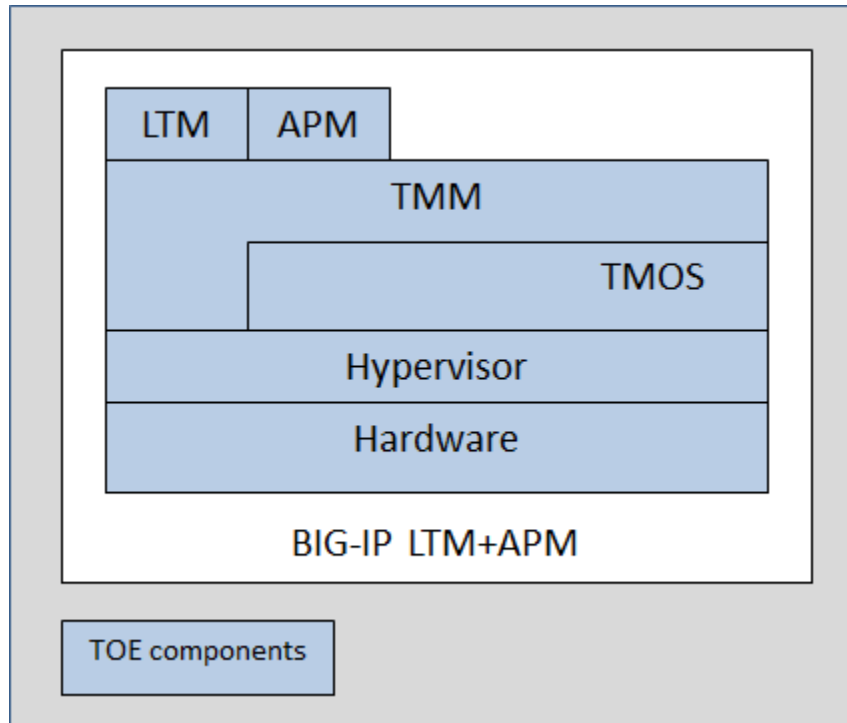
F5’s TMOS is a Linux-based operating system customized for performance and to execute on the TOE hardware. The TMM is the data plane of the product and all data plane traffic passes through the TMM. The LTM controls network traffic coming into or exiting the local area network (LAN) and provides the ability to intercept and redirect incoming network traffic. The APM module terminates TLS-based VPN connections from remote clients although these features are not included in the evaluated configuration.



**Figure 1: BIG-IP Subsystems for F5 Devices (except rSeries and VELOS) in Application Delivery Controller Deployments**



**Figure 2: BIG-IP Subsystems for F5 rSeries and VELOS Devices in Application Delivery Controller Deployments**



**Figure 3: BIG-IP Subsystems for Hypervisors in Application Delivery Controller Deployments**



TMOS is a Linux operating system that runs directly on device hardware, directly on the platform layer, or directly on the supported hypervisor. TMOS is a modified version of the RedHat Linux kernel. In addition to providing the standard operating system features (such as process management, file management, etc), the TMOS provides the following security features for the TOE:

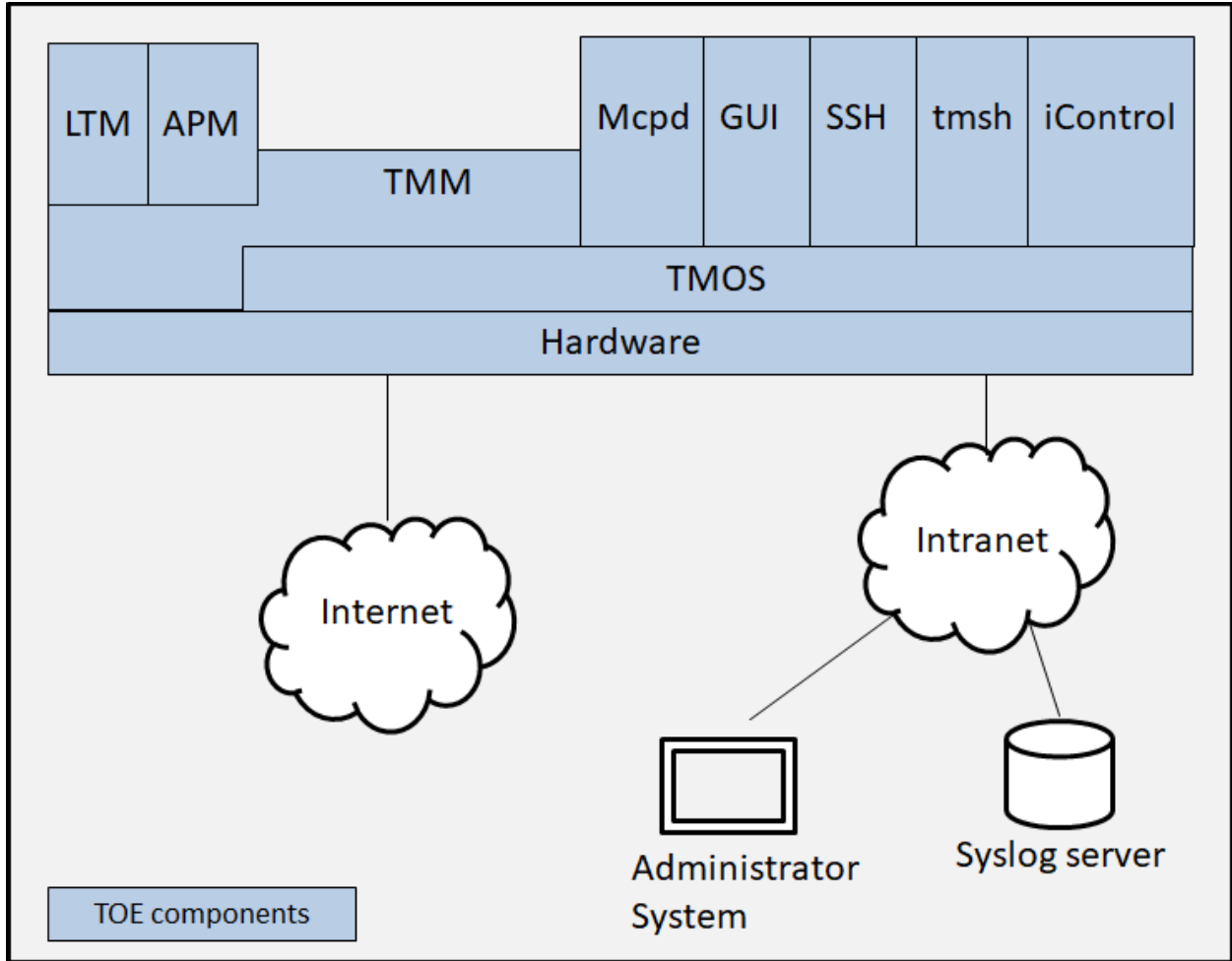
- Auditing functionality, using the host system's syslog capabilities. (In addition, a concept called "high-speed logging" (HSL) allows TMM instances to send certain log traffic directly to external audit servers.)
- Time stamping
- Management functionality, presented to consumers via a dedicated shell providing a command line interface (traffic management shell, "tmsh") that can be reached by administrators via SSH (OpenSSH); and via a web GUI ("Configuration Utility" or "TMUI"), a SOAP protocol interface ("iControl API"), or REST interface ("iControl REST API") that can be reached through a network interface via HTTPS. Those management interfaces are implemented in the background by a central management control program daemon (mcpd) that provides configuration information to individual TOE parts and coordinates its persistent storage.
- Authentication functionality is enforced on all administrative interfaces. Administrative interfaces implement an internal password-based repository for authentication of administrative users.
- Cryptographic algorithms provided by OpenSSL.
- Individual daemons introduced by BIG-IP packages, such as the modules implementing the LTM and APM logic.

At the core of BIG-IP is a concept referred to as Traffic Management Microkernel (TMM), representing the data plane of the product when compared to traditional network device architectures. It is implemented by a daemon running with root privileges, performing its own memory management, and having direct access to the network hardware or hypervisor. TMM implements a number of sequential filters both for the "client-side" and "server-side" network interfaces served by BIG-IP. The filters implemented in TMM include a TCP, TLS, compression, and HTTP filter, amongst others. If the hardware or hypervisor provides more than one CPU, TMM runs multi-threaded (one thread per CPU). In this case, disaggregators in the kernel are responsible for de-multiplexing and multiplexing network traffic for handling by an individual TMM thread. In addition to the actual switch hardware, F5 appliance hardware also contains a High-Speed Bridge (HSB, implemented by means of an FPGA) that performs basic traffic filtering functionality as instructed by TMM.

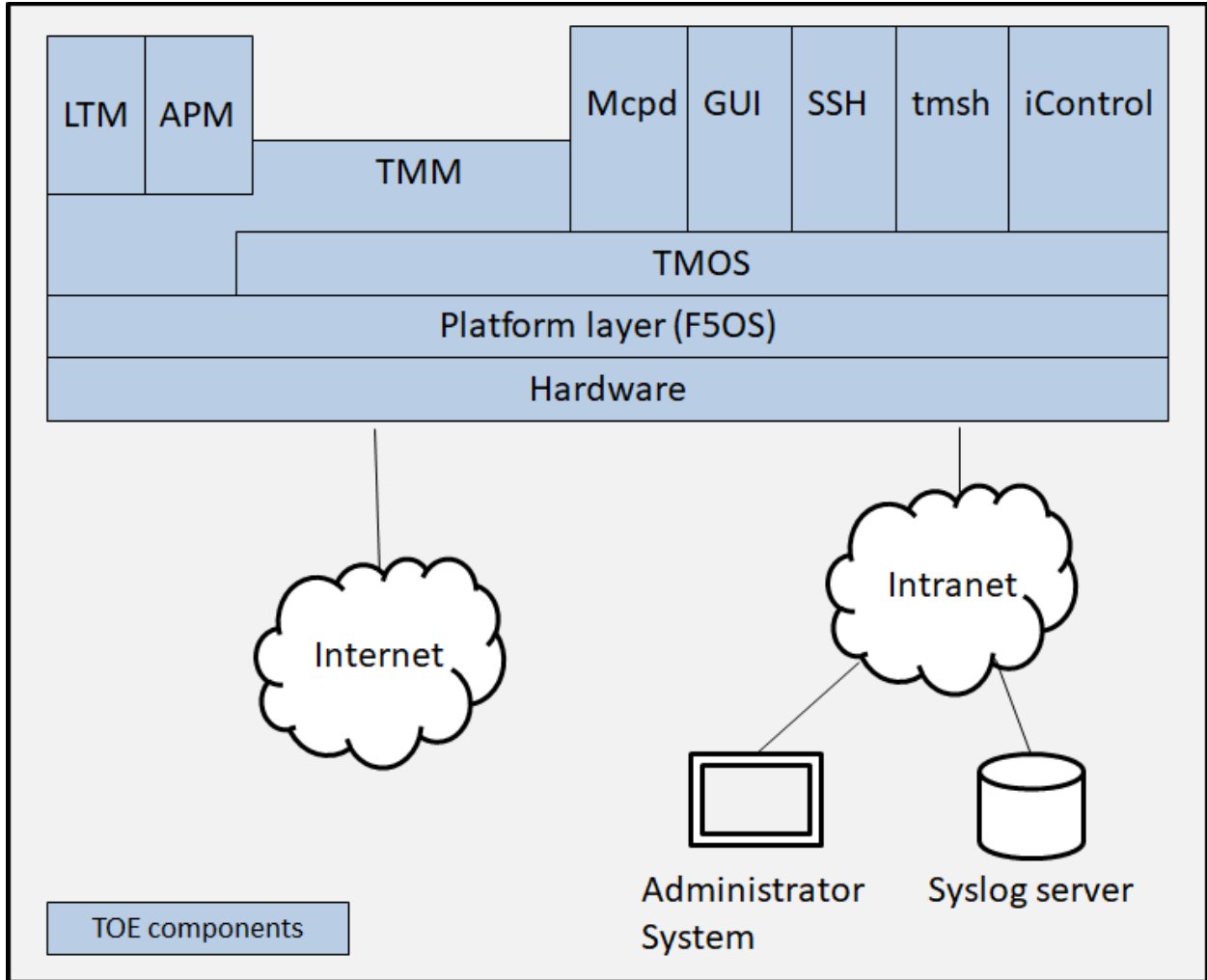
Additional plug-in filters can be added to this queue by individual product packages. These plug-ins typically have a filter component in TMM, with additional and more complex logic in a counter-part implemented in a Linux-based daemon (module). The plug-in modules relevant to the Application Delivery Controller Deployments are shown in Figure 4, Figure 5, and Figure 6. These plug-in modules include:

- Local Traffic Manager (LTM): authentication of HTTP (based on Apache) traffic and advanced traffic forwarding directives
- Access Policy Manager (APM): TLS-based client connectivity.

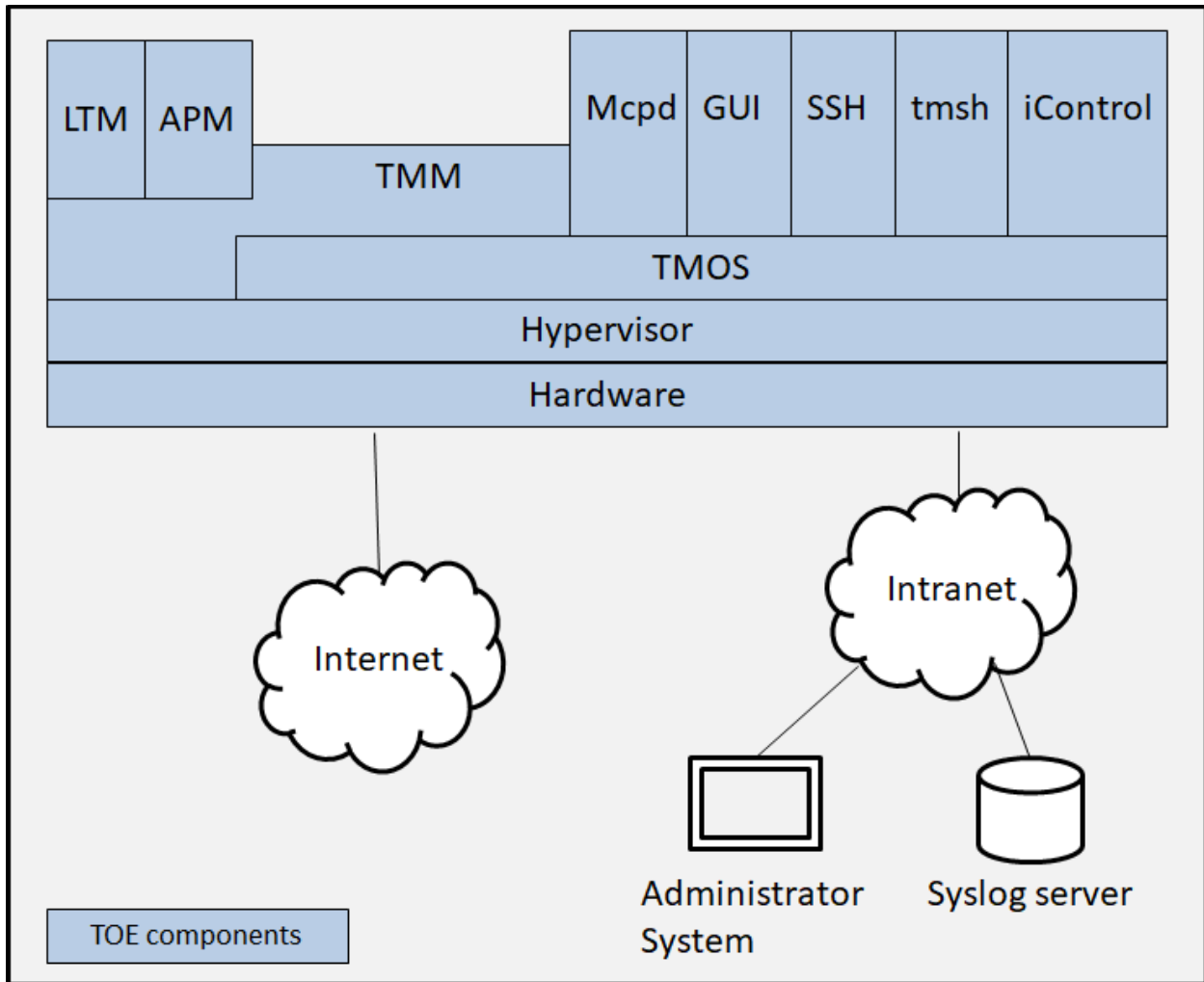
A diagram depicting aspects of the TOE's architecture and the boundaries of the TOE are provided in Figure 4, Figure 5, and Figure 6.



**Figure 4: Architectural aspects of BIG-IP – F5 Device (except rSeries and VELOS) in Application Delivery Controller Deployments**



**Figure 5: Architectural aspects of BIG-IP – F5 rSeries and VELOS Devices in Application Delivery Controller Deployments**



**Figure 6: Architectural aspects of BIG-IP – Hypervisor in Application Delivery Controller Deployments**

### 1.6.3 Physical Boundaries

This section lists the physical components of the product and denotes which are in the TOE and which are in the environment.

#### 1.6.3.1 Physical boundaries

When BIG-IP version 17.1.0.1 is running on one of the F5 devices identified in Section 1.2.1, the TOE includes hardware and software physical components as identified in Section 1.2.1. When BIG-IP version 17.1.0.1 is running on one of the hypervisors identified in Section 1.2.2, the TOE includes hypervisor, hardware, and software physical components as identified in Section 1.2.2.

The evaluated configuration of *BIG-IP Version 17.1.0.1 including APM* represents a licensing option with the following F5 modules present and operational:

- Application Delivery Controller deployment
  - Appliance Mode
  - Traffic Management Operating System (TMOS) modules

- Traffic Management Microkernel (TMM) module
- Access Policy Manager (APM) module
- Local Traffic Manager (LTM) module

The following required components can be found in the operating environment of the TOE on systems other than those hosting the TOE:

- audit servers.

Client software (e.g., the BIG-IP Client for TLS VPN connections, endpoint inspection software executed on clients) are optional components that are not part of the TOE.

### 1.6.3.2 Guidance Documentation

Relevant guidance documents for the secure operation of BIG-IP that are part of the TOE are:

<b>Certification-specific References</b>
<b><i>K000132573: Common Criteria Certification for BIG-IP 17.1.0.1</i></b>
<b><i>BIG-IP Common Criteria Evaluation Configuration Guide BIG-IP Release 17.1.0.1</i></b>
<b>General BIG-IP References</b>
<b><i>BIG-IP AFM: Network Firewall Policies and Implementations</i></b>
<b><i>BIG-IP AFM Operations Guide</i></b>
<b><i>BIG-IP Device Service Clustering: Administration</i></b>
<b><i>BIG-IP Digital Certificates: Administration</i></b>
<b><i>BIG-IP Local Traffic Manager: Implementations</i></b>
<b><i>BIG-IP Local Traffic Manager: Monitors Reference</i></b>
<b><i>BIG-IP Local Traffic Manager: Profiles Reference</i></b>
<b><i>BIG-IP Release Note</i></b>
<b><i>BIG-IP System: Essentials</i></b>
<b><i>BIG-IP System: SSL Administration</i></b>
<b><i>BIG-IP System: User Account Administration</i></b>
<b><i>BIG-IP Systems: Getting Started Guide</i></b>
<b><i>BIG-IP TMOS: Implementations</i></b>
<b><i>BIG-IP TMOS: Routing Administration</i></b>
<b><i>External Monitoring of BIG-IP Systems: Implementations</i></b>
<b><i>GUI Help Files</i></b>
<b><i>iControl API Reference</i></b>
<b><i>iControl REST API User Guide</i></b>
<b><i>K08859735: Overview of the FTP profile (14.x – 16.x)</i></b>
<b><i>K12042624: Restricting access to the Configuration utility using client certificates (13.x – 16.x)</i></b>
<b><i>K13092: Overview of securing access to the BIG-IP system</i></b>
<b><i>K13123: Managing BIG-IP product hotfixes (11.x – 17.x)</i></b>
<b><i>K13302: Configuring the BIG-IP system to use an SSL chain certificate (11.x – 16.x)</i></b>
<b><i>K13454: Configuring SSH public key authentication on BIG-IP systems (11.x – 16.x)</i></b>
<b><i>K14620: Managing SSL Certificates for BIG-IP systems using the Configuration utility</i></b>
<b><i>K14783: Overview of the Client SSL profile (11.x – 17.x)</i></b>
<b><i>K14806: Overview of the Server SSL profile (11.x – 17.x)</i></b>

<b><i>K15462: Managing SSL certificates for BIG-IP systems using tmsh</i></b>
<b><i>K15497: Configuring a secure password policy for the BIG-IP system (11.x – 16.x)</i></b>
<b><i>K15664: Overview of BIG-IP device certificates (11.x – 16.x)</i></b>
<b><i>K42531434: Replacing the Configuration utility’s self-signed SSL certificate with a CA-signed SSL certificate</i></b>
<b><i>K48615077: BIG-IP Daemons (15.x – 17.x)</i></b>
<b><i>K5532: Configuring the level of information logged for Traffic Management-related events</i></b>
<b><i>K6068: Configuring a pre-login or post-login message banner for the BIG-IP or Enterprise Manager system</i></b>
<b><i>K7683: Connecting a serial terminal to a BIG-IP system</i></b>
<b><i>K7752: Licensing the BIG-IP system</i></b>
<b><i>K8021: Configuring the BIG-IP LTM system to allow outbound FTP sessions</i></b>
<b><i>K80425458: Modifying the list of ciphers and MAC algorithms used by the SSH service on the BIG-IP system or BIG-IQ system</i></b>
<b><i>K9908: Configuring an automatic logout for idle sessions</i></b>
<b><i>README.Hotfix-BIGIP-17.1.0.1.0.61.4-ENG.txt</i></b>
<b><i>Traffic Management Shell (tmsh) Reference Guide (versions 17.0.0 and 12.0.0<sup>1</sup>)</i></b>
<b>Platform-specific References – Hardware</b>
<b><i>Platform Guide: i2000/i4000 Series</i></b>
<b><i>Platform Guide: i5000/i7000/i10000/i11000 Series</i></b>
<b><i>Platform Guide: i15000 Series</i></b>
<b><i>Platform Guide: r2000/r4000 Series</i></b>
<b><i>Platform Guide: r5000/r10000 Series</i></b>
<b><i>Platform Guide: VELOS CX Series</i></b>
<b><i>Platform Guide: VIPRION® 2200</i></b>
<b><i>Platform Guide: VIPRION® 4400 Series</i></b>

---

<sup>1</sup> The tmsh reference guide version 17.1.0.1 zipfile contains the pages for each of the tmsh commands. The 12.0.0 pdf contains additional general information that is still valid in 17.1.0.1 but not reproduced in the 17.1.0.1 zipfile.

<b>Platform-specific References – VE</b>
<i>F5 BIG-IP Virtual Edition in Linux KVM</i>
<i>F5 BIG-IP Virtual Edition in Microsoft Hyper-V</i>
<i>F5 BIG-IP Virtual Edition in VMware ESXi</i>
<i>BIG-IP Virtual Edition Supported Platforms</i>
<i>K14810: Overview of BIG-IP VE license and throughput limits</i>
<i>K14946: Overview of BIG-IP VE image sizes</i>
<i>KVM – BIG-IP Virtual Edition Users Guide</i>
<i>KVM – Configure cryptographic offload for BIG-IP VE with Intel QAT</i>
<i>Linux KVM – BIG-IP VE Setup</i>
<i>Microsoft Hyper-V – BIG-IP Virtual Edition Setup</i>
<i>Microsoft Hyper-V – BIG-IP Virtual Edition Users Guide</i>
<i>Update BIG-IP VE</i>
<i>Vmware ESXi – BIG-IP Virtual Edition Setup</i>
<i>Vmware ESXi – BIG-IP VE Users Guide</i>

Table 3: Guidance Documentation

#### 1.6.4 Logical Boundaries

The following security functions provided by the TOE are described in more detail in the subsections below:

- Security Audit
- Cryptographic Support
- Identification and Authentication
- Security Management
- Protection of the TSF
- TOE Access
- Trusted Path/Channels

The following configuration specifics apply to the evaluated configuration of the TOE:

- Appliance mode is licensed. Appliance mode disables root access to the TOE operating system and disables bash shell.
- Certificate validation is performed using CRLs.
- Disabled interfaces:
  - All command shells other than tmsh are disabled. For example, bash and other user-serviceable shells are excluded.
  - Management of the TOE via SNMP is disabled.
  - Management of the TOE via the appliance's LCD display is disabled. (applicable to F5 devices)

- Remote (i.e., SSH) access to the Lights Out / Always On Management<sup>2</sup> capabilities of the system is disabled. (applicable to F5 devices)
- SSH client

#### **1.6.4.1 Security Audit**

BIG-IP implements auditing functionality based on standard syslog functionality. This includes the support of remote audit servers for capturing of audit records. Audit records are generated for all security-relevant events, such as the use of configuration interfaces by administrators, the authentication of traffic, and the application of network traffic rules.

While the TOE can store audit records locally for cases when an external log server becomes unavailable, in the evaluated configuration an external log server is used as the primary means of archiving audit records.

In the evaluated configuration, BIG-IP logs a warning to notify the administrator when the local audit storage exceeds a configurable maximum size. Once the configurable maximum size is reached, BIG-IP overwrites the oldest audit records.

#### **1.6.4.2 Cryptographic Support**

All cryptographic operations, including algorithms and key generation used by the TOE are provided by the F5 cryptographic module (OpenSSL) within the TMOS.

Various security functions in BIG-IP rely on cryptographic mechanisms for their effective implementation. Trusted paths for the TOE administrator are provided by SSH for the tmsh administrative interface and by TLS for the Configuration utility, iControl API and iControl REST API. For administrative sessions, the TOE always acts as a server. For traffic sessions, the TOE may act as a TLS client or server. Trusted channels between the TOE and external entities, such as a syslog server, are provided by TLS connections.

For TLS sessions, the TOE implements certificate validation using the OpenSSL crypto library.

The TOE utilizes cryptographic algorithms that have been validated using the NIST ACVP tests.

For F5 devices, the underlying hardware platforms of the TOE include a third party proprietary cryptographic acceleration card that is used to provide both sufficient entropy to support random number generation (RNG) and acceleration.

##### **1.6.4.2.1 Key Generation**

The TOE can generate asymmetric keys using RSA schemes and ECC schemes. For F5 devices, the underlying hardware platforms of the TOE include a third party proprietary cryptographic acceleration card that is used to provide sufficient entropy to support RNG. For F5 devices, the TOE provides a total of four entropy sources. For hypervisors, the TOE provides a total of two entropy sources. The TOE can generate keys (and certificates) for a number of uses, including:

- Keypairs for the SSH server functionality
- TLS server and client certificates

---

<sup>2</sup> Lights Out / Always On Management is an add-on module providing a management system for non-security related features not required for operation of the TOE.



- Session keys for SSH and TLS sessions

### **1.6.4.3 Identification and Authentication**

The TOE identifies individual administrative users by user name and authenticates them by passwords stored in a local configuration database; the TOE can enforce a password policy based on overall minimum length and number of characters of different types required. BIG-IP obscures passwords entered by users.

Authentication of administrators is enforced at all configuration interfaces, i.e. at the shell (tmsh, via SSH), the Configuration utility (web-based GUI), iControl API, and iControl REST API.

### **1.6.4.4 Security Management**

The TOE allows administrators to configure all relevant aspects of security functionality implemented by the TSF. For this purpose, BIG-IP offers multiple interfaces to administrators:

- Configuration utility  
The Configuration utility presents a web-based GUI available to administrators via HTTPS that allows administration of most aspects of the TSF.
- traffic management shell (tmsh)  
tmsh is a shell providing a command line interface that is available via SSH. It allows administration of all aspects of the TSF.
- iControl API  
The iControl API is a SOAP based protocol interface that allows programmatic access to the TSF configuration via HTTPS.
- iControl REST API  
The iControl REST API is effectively a front-end to tmsh and is built on the Representational State Transfer (REST), which allows programmatic access to the TSF via HTTPS.

The TOE provides the ability to administer the TOE both locally and remotely using any of the four administrative interfaces. Local administration is performed via the serial port console. By default and in the evaluated configuration, remote access to the management interfaces is only made available on the dedicated management network port of a BIG-IP system.

BIG-IP implements a hierarchy of roles that are pre-defined to grant administrators varying degrees of control over the basic configuration of the TOE, and additional roles are introduced for module-specific tasks. These roles can be assigned to users by authorized administrators.

In addition to roles, the TOE allows the definition of partitions. Configuration objects, such as server pools or service profiles, can be assigned to individual partitions, as can administrative users. This allows administrative access of individual administrators to be restricted to configuration objects that belong to the partition that has been assigned to the user.

### **1.6.4.5 Protection of the TSF**

The TOE is designed to protect critical security data, including keys and passwords. In addition, the TOE includes self-tests that monitor continue operation of the TOE to ensure that it is operating correctly. The TOE also provides a mechanism to provide trusted updates to the TOE firmware or software and reliable timestamps in order to support TOE functions, including accurate audit recording.

### **1.6.4.6 TOE access**

The TOE implements session inactivity time-outs for Configuration utility and tmsh sessions and displays

a warning banner before establishing an interactive session between a human user and the TOE.

#### **1.6.4.7 Trusted Path/Channels**

This chapter summarizes the security functionality provided by the TOE in order to protect the confidentiality and integrity of network connections described below.

##### **1.6.4.7.1 Generic network traffic**

The BIG-IP allows the termination of data plane TLS connections on behalf of internal servers or server pools. External clients can thus connect via TLS to the TOE, which acts as a TLS server and decrypts the traffic and then forwards it to internal servers for processing of the content. It is also possible to (re-) encrypt traffic from the TOE to servers in the organization with TLS, with the TOE acting as a TLS client.

##### **1.6.4.7.2 Administrative traffic**

The TOE secures administrative traffic (i.e., administrators connecting to the TOE in order to configure and maintain it) as follows:

- Remote access to the traffic management shell (tmsh) is secured via SSH.
- Remote access to the web-based Configuration utility, iControl REST API, and iControl API is secured via TLS.

##### **1.6.4.7.3 OpenSSH**

The TOE SSH implementation is based on OpenSSH; however, the TOE OpenSSH configuration sets the implementation via the `sshd_config` as follows:

- Supports two types of authentication, RSA public-key and password-based
- Packets greater than (256\*1024) bytes are dropped
- The transport encryption algorithms are limited to AES-CBC-128, AES-CBC-256, AES-CTR-128, AES-CTR-256, [aes-128-gcm@openssh.com](mailto:aes-128-gcm@openssh.com), and [aes-256-gcm@openssh.com](mailto:aes-256-gcm@openssh.com)
- The SSH public-key authentication algorithms are limited to `ecdsa-sha2-nistp256` and `ecdsa-sha2-nistp384`
- The transport data integrity algorithm is limited to `HMAC-SHA1` and `HMAC-SHA2-256`
- The SSH protocol key exchange mechanism is limited to `ecdh-sha2-nistp256` and `ecdh-sha2-nistp384`.

##### **1.6.4.7.4 Remote logging**

The TOE offers the establishment of TLS sessions with external log hosts in the operational environment for protection of audit records in transfer.

### **1.6.5 Delivery**

#### **1.6.5.1 F5 Devices**

The F5 BIG-IP hardware is manufactured and shipped via common carrier from an authorized subcontractor, Flextronics, headquartered in Milpitas, California. Manufacturing for the BIG-IP product consists of assembling the hardware, loading the BIG-IP software image onto the hard disk drive and

performing test and inspection activities. Flextronics has been qualified by F5, Inc. to manufacture, test, and deliver the BIG-IP product through an on-site assessment, process evaluation and F5, Inc. Supplier Approval Program.

The BIG-IP system arrives from the factory with the SKU-specified software pre-installed. However, to guard against potential tampering during shipping, customers are directed to reinstall the software from the F5 download website. Instructions for this are in the Guidance document.

### ***1.6.5.2 Hypervisors***

The customer is responsible for acquiring and installing the hardware and hypervisor and ensuring that the hardware and hypervisor on which the BIG-IP software will run are free of tampering. Refer to the manufacturers of those components for details.

The BIG-IP software is available for customers to download from the F5 website by product version number. The software is provided in an image file format, and the image file protected via digital signature. Product ISOs and image files for product updates are also available on the F5 website.

### ***1.6.5.3 Documentation***

Administrator, Configuration, and Installation manuals are made available to customers on the F5 Website by product model number and applicable revision. Manuals are not shipped with the product.

In addition, an ISO of the customer documentation referenced by this evaluation is available in the same download directory as the product ISO. The documentation ISO, like the product ISO, is available only over a TLS or HTTPS connection. For additional security, the sha256 checksum of the ISO is also published with the ISO; its file name is the ISO file name concatenated with “.sha256”.

## 2 Conformance Claims

### 2.1 CC Conformance Claims

This ST was developed to Common Criteria (CC) for Information Technology Security Evaluation –April 2017 Version 3.1, Revision 5, CCMB-2017-04-001

The ST claims to be:

- CC Version 3.1 Part 2 extended
- CC Version 3.1 Part 3 conformant

### 2.2 PP and Package Claims

The ST claims exact conformance to the following Protection Profiles:

- collaborative Protection Profile for Network Devices (NDcPP), Version 2.2e, 23-March-2020 conformant

The ST is compliant with the following NDcPP technical decisions:

NIAP TD	Applicability
<a href="#">0800 – Updated NIT Technical Decision for IPsec IKE/SA Lifetimes Tolerance</a>	Not applicable. The TOE does not claim FCS_IPSEC_EXT.1
<a href="#">0792 – NIT Technical Decision: FIA_PMG_EXT.1 - TSS EA not in line with SFR</a>	Applicable.
<a href="#">0790 – NIT Technical Decision: Clarification Required for testing IPv6</a>	Applicable.
<a href="#">0738 - NIT Technical Decision for Link to Allowed-With list</a>	Applicable.
<a href="#">0670 – NIT Technical Decision for Mutual and Non-Mutual Auth TLSC Testing</a>	Applicable.
<a href="#">0639 – NIT Technical Decision for Clarification for NTP MAC Keys</a>	Not applicable. The TOE does not claim FCS_NTP_EXT.1
<a href="#">0638 – NIT Technical Decision for Key Pair Generation for Authentication</a>	Applicable.
<a href="#">0636 – NIT Technical Decision for Clarification of Public Key User Authentication for SSH</a>	Not applicable. The TOE does not claim FCS_SSHC_EXT.1.
<a href="#">0635 – NIT Technical Decision for TLS Server and Key Agreement Parameters</a>	Applicable.
<a href="#">0632 – NIT Technical Decision for Consistency with Time Data for vNDs</a>	Applicable, but the TOE does not obtain time from the underlying virtualization system.

<a href="#">0631 – NIT Technical Decision for Clarification of public key authentication for SSH Server</a>	Applicable.
<a href="#">0592 – NIT Technical Decision for Local Storage of Audit Records</a>	Applicable.
<a href="#">0591 – NIT Technical Decision for Virtual TOEs and hypervisors</a>	Applicable, but the TOE does not allow other guest VMs.
<a href="#">0581 – NIT Technical Decision for Elliptic curve-based key establishment and NIST SP 800-56Arev3</a>	Not applicable. The TOE implements elliptic curve-based key establishment that conforms to NIST SP 800- 56Arev2, not NIST SP 800- 56Arev3.
<a href="#">0580 – NIT Technical Decision for clarification about use of DH14 in NDcPPv2.2e</a>	Not applicable. The TOE does not implement FFC schemes for cryptographic key establishment.
<a href="#">0572 – NIT Technical Decision for Restricting FTP_ITC.1 to only IP address identifiers</a>	Applicable.
<a href="#">0571 – NIT Technical Decision for Guidance on how to handle FIA_AFL.1</a>	Applicable.
<a href="#">0570 – NIT Technical Decision for Clarification about FIA_AFL.1</a>	Applicable.
<a href="#">0569 – NIT Technical Decision for Session ID Usage Conflict in FCS_DTLSS_EXT.1.7</a>	Applicable.
<a href="#">0564 – NIT Technical Decision for Vulnerability Analysis Search Criteria</a>	Applicable.
<a href="#">0563 – NIT Technical Decision for Clarification of audit date information</a>	Applicable.
<a href="#">0556 – NIT Technical Decision for RFC 5077 question</a>	Applicable.
<a href="#">0555 – NIT Technical Decision for RFC Reference incorrect in TLSS Test</a>	Applicable.
<a href="#">0547 – NIT Technical Decision for Clarification on developer disclosure of AVA_VAN</a>	Applicable.
<a href="#">0546 – NIT Technical Decision for DTLS - clarification of Application Note 63</a>	Not applicable. The TOE does not claim FCS_DTLSC_EXT.1

<a href="#">0537 - NIT Technical Decision for Incorrect reference to FCS_TLSC_EXT.2.3</a>	Applicable.
<a href="#">0536 - NIT Technical Decision for Update Verification Inconsistency</a>	Applicable.
<a href="#">0528 - NIT Technical Decision for Missing EAs for FCS_NTP_EXT.1.4</a>	Not applicable. The TOE does not claim FCS_NTP_EXT.1
<a href="#">0527 - Updates to Certificate Revocation Testing (FIA_X509_EXT.1)</a>	Applicable. The ST supports EC certificates

The ST was also evaluated against the individual evaluation activities

- Evaluation Activities for Network Device cPP, Version 2.2, 20-December-2019

### 2.3 Conformance Rationale

The ST claims exact conformance to the NDcPP V2.2e.

### 3 Security Problem Definition

A network device has a network infrastructure role it is designed to provide. In doing so, the network device communicates with other network devices and other network entities (an entity not defined as a network device) over the network. At the same time, it must provide a minimal set of common security functionality expected by all network devices. The security problem to be addressed by a compliant network device is defined as this set of common security functionality that addresses the threats that are common to network devices, as opposed to those that might be targeting the specific functionality of a specific type of network device. The set of common security functionality addresses communication with the network device, both authorized and unauthorized, the ability to perform valid or secure updates, the ability to audit device activity, the ability to securely store and utilize device and administrator credentials and data, and the ability to self-test critical device components for failures.

The TOE is intended to be used either in environments in which, at most, sensitive but unclassified information is processed, or the sensitivity level of information in both the internal and external networks is equivalent.

This security target includes a restatement of the Security Problem Definition (threats, organizational security policies, and assumptions) from NDcPP. The threats, organizational security policies and assumptions are repeated here for the convenience of the reader. Refer to the NDcPP for additional detail.

#### 3.1 Threat Environment

This section describes the threat model for the TOE and identifies the individual threats that are assumed to exist in the operational environment of the TOE.

The **assets** to be protected by the TOE are:

- Critical network traffic (administration traffic, authentication traffic, audit traffic, etc.) to/from the TOE
- The TSF and TSF data

The **threat agents** having an interest in manipulating the TOE and TSF behavior to gain access to these assets can be categorized as:

- Unauthorized third parties (“attackers”, such as malicious remote users, parties, or external IT entities) which are unknown to the TOE and its runtime environment. Attackers are traditionally located outside the organizational environment that the TOE is employed to protect, but may include organizational insiders, too.
- Authorized users of the TOE (i.e., administrators) who try to manipulate configuration data that they are not authorized to access. TOE administrators, as well as administrators of the operational environment, are assumed to be trustworthy, trained and to follow the instructions provided to them with respect to the secure configuration and operation of the systems under their responsibility. Hence, only inadvertent attempts to manipulate the safe operation of the TOE are expected from this community.

The motivation of threat agents is assumed to be commensurate with the assurance level pursued by this evaluation, i.e., the TOE intends to resist penetration by attackers with a Basic attack potential.

## 3.2 Threats

The threats identified in this section may be addressed by the TOE, TOE environment, or a combination of both. The threat agents are authorized persons/processes, unauthorized persons/processes, or external IT entities not authorized to use the TOE itself. The threats identified assume that the threat agent is a person with a low attack potential who possesses an average expertise, few resources, and low to moderate motivation.

### T.UNAUTHORIZED\_ADMINISTRATOR\_ACCESS

Threat agents may attempt to gain Administrator access to the Network Device by nefarious means such as masquerading as an Administrator to the device, masquerading as the device to an Administrator, replaying an administrative session (in its entirety, or selected portions), or performing man-in-the-middle attacks, which would provide access to the administrative session, or sessions between Network Devices. Successfully gaining Administrator access allows malicious actions that compromise the security functionality of the device and the network on which it resides.

### T.WEAK\_CRYPTOGRAPHY

Threat agents may exploit weak cryptographic algorithms or perform a cryptographic exhaust against the key space. Poorly chosen encryption algorithms, modes, and key sizes will allow attackers to compromise the algorithms, or brute force exhaust the key space and give them unauthorized access allowing them to read, manipulate and/or control the traffic with minimal effort.

### T.UNTRUSTED\_COMMUNICATION\_CHANNELS

Threat agents may attempt to target Network Devices that do not use standardized secure tunneling protocols to protect the critical network traffic. Attackers may take advantage of poorly designed protocols or poor key management to successfully perform man-in-the-middle attacks, replay attacks, etc. Successful attacks will result in loss of confidentiality and integrity of the critical network traffic, and potentially could lead to a compromise of the Network Device itself.

### T.WEAK\_AUTHENTICATION\_ENDPOINTS

Threat agents may take advantage of secure protocols that use weak methods to authenticate the endpoints – e.g., shared password that is guessable or transported as plaintext. The consequences are the same as a poorly designed protocol, the attacker could masquerade as the Administrator or another device, and the attacker could insert themselves into the network stream and perform a man-in-the-middle attack. The result is the critical network traffic is exposed and there could be a loss of confidentiality and integrity, and potentially the Network Device itself could be compromised.

### T.UPDATE\_COMPROMISE

Threat agents may attempt to provide a compromised update of the software or firmware which undermines the security functionality of the device. Non-validated updates or updates validated using non-secure or weak cryptography leave the update firmware vulnerable to surreptitious alteration.

### T.UNDETECTED\_ACTIVITY

Threat agents may attempt to access, change, and/or modify the security functionality of the Network Device without Administrator awareness. This could result in the attacker finding an



avenue (e.g., misconfiguration, flaw in the product) to compromise the device and the Administrator would have no knowledge that the device has been compromised.

### **T.SECURITY\_FUNCTIONALITY\_COMPROMISE**

Threat agents may compromise credentials and device data enabling continued access to the Network Device and its critical data. The compromise of credentials include replacing existing credentials with an attacker's credentials, modifying existing credentials, or obtaining the Administrator or device credentials for use by the attacker.

### **T.PASSWORD\_CRACKING**

Threat agents may be able to take advantage of weak administrative passwords to gain privileged access to the device. Having privileged access to the device provides the attacker unfettered access to the network traffic and may allow them to take advantage of any trust relationships with other Network Devices.

### **T.SECURITY\_FUNCTIONALITY\_FAILURE**

An external, unauthorized entity could make use of failed or compromised security functionality and might therefore subsequently use or abuse security functions without prior authentication to access, change or modify device data, critical network traffic or security functionality of the device.

## **3.3 Organisational Security Policies**

The TOE environment must include and comply with the following organizational security policies.

### **P.ACCESS\_BANNER**

The TOE shall display an initial banner describing restrictions of use, legal agreements, or any other appropriate information to which users consent by accessing the TOE.

## **3.4 Assumptions**

The assumptions defined below are made on the operational environment to ensure that the security functionality defined in this ST can be provided by the TOE.

### **A.PHYSICAL\_PROTECTION**

The Network Device is assumed to be physically protected in its operational environment and not subject to physical attacks that compromise the security and/or interfere with the device's physical interconnections and correct operation. This protection is assumed to be sufficient to protect the device and the data it contains. As a result, the cPP will not include any requirements on physical tamper protection or other physical attack mitigations. The cPP will not expect the product to defend against physical access to the device that allows unauthorized entities to extract data, bypass other controls, or otherwise manipulate the device. For vNDs, this assumption applies to the physical platform on which the VM runs.

### **A.LIMITED\_FUNCTIONALITY**

The device is assumed to provide networking functionality as its core function and not provide functionality/services that could be deemed as general purpose computing. For example the device should not provide a computing platform for general purpose applications (unrelated to networking functionality).

In the case of vNDs, the VS is considered part of the TOE with only one vND instance for each physical hardware platform. The exception being where components of the distributed

TOE run inside more than one virtual machine (VM) on a single VS. There are no other guest VMs on the physical platform providing non-Network Device functionality.

#### **A.NO\_THRU\_TRAFFIC\_PROTECTION**

The standard/generic Network Device does not provide any assurance regarding the protection of traffic that traverses it. The intent is for the Network Device to protect data that originates on or is destined to the device itself, to include administrative data and audit data. Traffic that is traversing the Network Device, destined for another network entity, is not covered by the NDcPP. It is assumed that this protection will be covered by cPPs and PP-Modules for particular types of Network Devices (e.g., firewall).

#### **A.TRUSTED\_ADMINISTRATOR**

The Security Administrator(s) for the Network Device are assumed to be trusted and to act in the best interest of security for the organization. This includes being appropriately trained, following policy, and adhering to guidance documentation. Administrators are trusted to ensure passwords/credentials have sufficient strength and entropy and to lack malicious intent when administering the device. The Network Device is not expected to be capable of defending against a malicious Administrator that actively works to bypass or compromise the security of the device.

For TOEs supporting X.509v3 certificate-based authentication, the Security Administrator(s) are expected to fully validate (e.g. offline verification) any CA certificate (root CA certificate or intermediate CA certificate) loaded into the TOE's trust store (aka 'root store', 'trusted CA Key Store', or similar) as a trust anchor prior to use (e.g. offline verification).

#### **A.REGULAR\_UPDATES**

The Network Device firmware and software is assumed to be updated by an Administrator on a regular basis in response to the release of product updates due to known vulnerabilities.

#### **A.ADMIN\_CREDENTIALS\_SECURE**

The Administrator's credentials (private key) used to access the network device are protected by the platform on which they reside.

#### **A.RESIDUAL\_INFORMATION**

The Administrator must ensure that there is no unauthorized access possible for sensitive residual information (e.g., cryptographic keys, keying material, PINs, passwords, etc.) on networking equipment when the equipment is discarded or removed from its operational environment.

#### **A.VS\_TRUSTED\_ADMINISTRATOR (applies to vNDs only)**

The Security Administrators for the VS are assumed to be trusted and to act in the best interest of security for the organization. This includes not interfering with the correct operation of the device. The Network Device is not expected to be capable of defending against a malicious VS Administrator that actively works to bypass or compromise the security of the device.

#### **A.VS\_REGULAR\_UPDATES (applies to vNDs only)**

The VS software is assumed to be updated by the VS Administrator on a regular basis in response to the release of product updates due to known vulnerabilities.

#### **A.VS\_ISOLATION (applies to vNDs only)**

For vNDs, it is assumed that the VS provides, and is configured to provide sufficient isolation between software running in VMs on the same physical platform. Furthermore, it is assumed

that the VS adequately protects itself from software running inside VMs on the same physical platform.

**A.VS\_CORRECT\_CONFIGURATION (applies to vNDs only)**

For vNDs, it is assumed that the VS and VMs are correctly configured to support ND functionality implemented in VMs.

## 4 Security Objectives

This chapter describes the security objectives for the TOE's operating environment (i.e., security objectives addressed by the IT domain or by non-technical or procedural means).

### 4.1 Security Objectives for the Operational Environment

The security objectives for the environment are listed below.

#### OE.PHYSICAL

Physical security, commensurate with the value of the TOE and the data it contains, is provided by the environment.

#### OE.NO\_GENERAL\_PURPOSE

There are no general-purpose computing capabilities (e.g., compilers or user applications) available on the TOE, other than those services necessary for the operation, administration and support of the TOE. Note: For vNDs the TOE includes only the contents of the its own VM, and does not include other VMs or the VS.

#### OE.NO\_THRU\_TRAFFIC\_PROTECTION

The TOE does not provide any protection of traffic that traverses it. It is assumed that protection of this traffic will be covered by other security and assurance measures in the operational environment.

#### OE.TRUSTED\_ADMIN

Security Administrators are trusted to follow and apply all guidance documentation in a trusted manner. For vNDs, this includes the VS Administrator responsible for configuring the VMs that implement ND functionality.

For TOEs supporting X.509v3 certificate-based authentication, the Security Administrator(s) are assumed to monitor the revocation status of all certificates in the TOE's trust store and to remove any certificate from the TOE's trust store in case such certificate can no longer be trusted.

#### OE.UPDATES

The TOE firmware and software is updated by an administrator on a regular basis in response to the release of product updates due to known vulnerabilities.

#### OE.ADMIN\_CREDENTIALS\_SECURE

The administrator's credentials (private key) used to access the TOE must be protected on any other platform on which they reside.

#### OE.RESIDUAL\_INFORMATION

The Security Administrator ensures that there is no unauthorized access possible for sensitive residual information (e.g. cryptographic keys, keying material, PINs, passwords etc.) on networking equipment when the equipment is discarded or removed from its operational environment. For vNDs, this applies when the physical platform on which the VM runs is removed from its operational environment.

**OE.VM\_CONFIGURATION (applies to vNDs only)**

For vNDs, the Security Administrator ensures that the VS and VMs are configured to

- reduce the attack surface of VMs as much as possible while supporting ND functionality (e.g., remove unnecessary virtual hardware, turn off unused inter-VM communications mechanisms), and
- correctly implement ND functionality (e.g., ensure virtual networking is properly configured to support network traffic, management channels, and audit reporting).

The VS should be operated in a manner that reduces the likelihood that vND operations are adversely affected by virtualisation features such as cloning, save/restore, suspend/resume, and live migration.

If possible, the VS should be configured to make use of features that leverage the VS's privileged position to provide additional security functionality. Such features could include malware detection through VM introspection, measured VM boot, or VM snapshot for forensic analysis.

## 5 Extended Components Definition

All of the extended components used in this ST are taken from the NDcPP.

The NDcPP defines the following extended security functional requirements (SFRs). Refer to the NDcPP for the definition of these extended SFRs since they are not redefined in this ST.

### Security Audit (FAU)

FAU\_STG\_EXT.1

FAU\_STG\_EXT.3/LocSpace

### Cryptographic Support (FCS)

FCS\_HTTPS\_EXT.1

FCS\_RBG\_EXT.1

FCS\_SSHS\_EXT.1

FCS\_TLSC\_EXT.1

FCS\_TLSC\_EXT.2

FCS\_TLSS\_EXT.1

### Identification and Authentication (FIA)

FIA\_PMG\_EXT.1

FIA\_UIA\_EXT.1

FIA\_UAU\_EXT.2

FIA\_X509\_EXT.1/Rev

FIA\_X509\_EXT.2

FIA\_X509\_EXT.3

### Protection of the TSF (FPT)

FPT\_SKP\_EXT.1

FPT\_APW\_EXT.1

FPT\_STM\_EXT.1

FPT\_TST\_EXT.1/PowerOn

FPT\_TST\_EXT.1/OnDemand

FPT\_TUD\_EXT.1

### TOE Access (FTA)

FTA\_SSL\_EXT.1

## 6 Security Requirements

The security requirements that are levied on the TOE are specified in this section of the ST. Each of them is drawn from the NDcPP.

<b>TOE Security Functional Requirements (from CC Part 2)</b>	
FAU_GEN.1	Audit Data Generation
FAU_GEN.2	User Identity Association
FAU_STG.1	Protected Audit Trail Storage
FCS_CKM.1	Cryptographic Key Generation
FCS_CKM.2	Cryptographic Key Establishment
FCS_CKM.4	Cryptographic Key Destruction
FCS_COP.1/DataEncryption	Cryptographic Operation (AES Data Encryption/Decryption)
FCS_COP.1/SigGen	Cryptographic Operation (Signature Generation and Verification)
FCS_COP.1/Hash	Cryptographic Operation (Hash Algorithm)
FCS_COP.1/KeyedHash	Cryptographic Operation (Keyed Hash Algorithm)
FIA_AFL.1	Authentication Failure Management
FIA_UAU.7	Protected Authentication Feedback
FMT_MOF.1/Services	Management of Security Functions Behaviour/Services
FMT_MOF.1/ManualUpdate	Management of Security Functions Behaviour/ManualUpdate
FMT_MTD.1/CoreData	Management of TSF Data/CoreData
FMT_MTD.1/CryptoKeys	Management of TSF Data/CryptoKeys
FMT_SMF.1	Specification of Management Functions
FMT_SMR.2	Restrictions on Security Roles
FTA_SSL.3	TSF-initiated Termination
FTA_SSL.4	User-initiated Termination
FTA_TAB.1	Default TOE Access Banners
FTP_ITC.1	Inter-TSF Trusted Channel
FTP_TRP.1/Admin	Trusted Path
<b>Extended Security Functional Requirements</b>	
FAU_STG_EXT.1	Protected Audit Event Storage
FAU_STG_EXT.3/LocSpace	Display Warning for Local Storage Space
FCS_HTTPS_EXT.1	HTTPS Protocol
FCS_RBG_EXT.1	Random Bit Generation
FCS_SSHS_EXT.1	SSH Server Protocol
FCS_TLSC_EXT.1[1]-[2]	TLS Client Protocol Without Mutual Authentication
FCS_TLSC_EXT.2	TLS Client Protocol for Mutual Authentication
FCS_TLSS_EXT.1[1]-[4]	TLS Server Protocol Without Mutual Authentication
FIA_PMG_EXT.1	Password Management
FIA_UIA_EXT.1	User Identification and Authentication
FIA_UAU_EXT.2	Password-based Authentication Mechanism

FIA_X509_EXT.1/Rev	X.509 Certificate Validation
FIA_X509_EXT.2	X.509 Certificate Authentication
FIA_X509_EXT.3	X.509 Certificate Requests
FPT_SKP_EXT.1	Protection of TSF Data (for reading of all symmetric keys)
FPT_APW_EXT.1	Protection of Administrator Passwords
FPT_STM_EXT.1	Reliable Time Stamps
FPT_TST_EXT.1/PowerOn	TSF Testing
FPT_TST_EXT.1/OnDemand	TSF Testing
FPT_TUD_EXT.1	Trusted Update
FTA_SSL_EXT.1	TSF-initiated Session Locking

**Table 4: Security Functional Requirements**

## 6.1 Conventions

The CC defines four operations on security functional requirements. The SFRs claimed in this ST have all been drawn from the NDcPP. The CC operations already performed in the NDcPP are reproduced in plain text and not denoted in this ST. Instead, the requirements have been copied from the NDcPP and any remaining operations have been completed herein. The NDcPP made refinements and SFR operations defined in the Common Criteria (CC) and the PPs should be consulted to identify those operations. The conventions below define the denotations used in this ST to identify the operations completed in this ST by the ST author.

*Assignment made in ST:* indicated with *italics text*

Selection made in ST: indicated with underlined text

**Refinement made in ST:** additions indicated **with bold text**  
deletions indicated with ~~strikethrough text~~

Iteration made in ST: indicated with typical CC requirement naming followed by an iteration number in brackets, e.g., [1], [2], [3].

## 6.2 Security Functional Requirements

### 6.2.1 Security Audit (FAU)

#### 6.2.1.1 FAU\_GEN.1 Audit Data Generation

**FAU\_GEN.1.1** The TSF shall be able to generate an audit record of the following auditable events:

- a) Start-up and shut-down of the audit functions;
- b) All auditable events for the not specified level of audit; and
- c) All administrative actions comprising:
  - Administrative login and logout (name of user account shall be logged if individual user accounts are required for administrators).
  - Changes to TSF data related to configuration changes (in addition to the information that a change occurred it shall be logged what has been changed).



- Generating/import of, changing, or deleting of cryptographic keys (in addition to the action itself a unique key name or key reference shall be logged).
- Resetting passwords (name of related user account shall be logged).
- *Starting and stopping services;*

d) Specifically defined auditable events listed in **Table 5**.

**FAU\_GEN.1.2** The TSF shall record within each audit record at least the following information:

- a) Date and time of the event, type of event, subject identity, and the outcome (success or failure) of the event; and
- b) For each audit event type, based on the auditable event definitions of the functional components included in the cPP/ST, information specified in column three of **Table 5**.

Requirement	Auditable Events	Additional Audit Record Contents
FAU_GEN.1	None.	None.
FAU_GEN.2	None.	None.
FAU_STG.1	None.	None.
FAU_STG_EXT.1	None.	None.
FAU_STG_EXT.3/LocSpace	Low storage space for audit events.	None.
FCS_CKM.1	None.	None.
FCS_CKM.2	None.	None.
FCS_CKM.4	None.	None.
FCS_COP.1/DataEncryption	None.	None.
FCS_COP.1/SigGen	None.	None.
FCS_COP.1/Hash	None.	None.
FCS_COP.1/KeyedHash	None.	None.
FCS_HTTPS_EXT.1	Failure to establish a HTTPS Session	Reason for failure.
FCS_RBG_EXT.1	None.	None.
FCS_SSHS_EXT.1	Failure to establish an SSH Session	Reason for failure.
FCS_TLSC_EXT.1[1]-[2]	Failure to establish a TLS Session	Reason for failure.
FCS_TLSC_EXT.2	Failure to establish a TLS Session	Reason for failure.
FCS_TLSS_EXT.1[1]-[4]	Failure to establish a TLS Session	Reason for failure.
FIA_AFL.1	Unsuccessful login attempt limits is met or exceeded.	Origin of the attempt (e.g., IP address)
FIA_PMG_EXT.1	None.	None.
FIA_UIA_EXT.1	All use of identification and authentication mechanism.	Origin of the attempt (e.g., IP address).
FIA_UAU_EXT.2	All use of identification and authentication mechanism.	Origin of the attempt (e.g., IP address).
FIA_UAU.7	None.	None.
FIA_X509_EXT.1/Rev	<ul style="list-style-type: none"> <li>• Unsuccessful attempt to validate a certificate</li> <li>• Any addition, replacement or removal of trust anchors in the TOE's trust store.</li> </ul>	<ul style="list-style-type: none"> <li>• Reason for failure of certificate validation</li> <li>• Identification of certificates added, replaced or removed as trust anchor in</li> </ul>

Requirement	Auditable Events	Additional Audit Record Contents
		the TOE's trust store
FIA_X509_EXT.2	None	None
FIA_X509_EXT.3	None.	None.
FMT_MOF.1/Services	None.	None.
FMT_MOF.1/ManualUpdate	Any attempt to initiate a manual update	None.
FMT_MTD.1/CoreData	None.	None.
FMT_MTD.1/CryptoKeys	None	None.
FMT_SMF.1	All management activities of TSF data.	None.
FMT_SMR.2	None.	None.
FPT_SKP_EXT.1	None.	None.
FPT_APW_EXT.1	None.	None.
FPT_TST_EXT.1/PowerOn	None.	None.
FPT_TST_EXT.1/OnDemand	None.	None.
FPT_TUD_EXT.1	Initiation of update; result of the update attempt (success or failure)	None.
FPT_STM_EXT.1	Discontinuous changes to time – either Administrator actuated or changed via an automated process. (Note that no continuous changes to time need to be logged. See also application note on FPT_STM_EXT.1 in the NDcPP.	For discontinuous changes to time: The old and new values for the time. Origin of the attempt to change time for success and failure (e.g., IP address).
FTA_SSL_EXT.1 (if “terminate the session” is selected)	The termination of a local session by the session locking mechanism.	None.
FTA_SSL.3	The termination of a remote session by the session locking mechanism.	None.
FTA_SSL.4	The termination of an interactive session.	None.
FTA_TAB.1	None.	None.
FTP_ITC.1	<ul style="list-style-type: none"> <li>Initiation of the trusted channel.</li> <li>Termination of the trusted channel.</li> <li>Failure of the trusted channel functions</li> </ul>	Identification of the initiator and target of failed trusted channels establishment attempt.
FTP_TRP.1/Admin	<ul style="list-style-type: none"> <li>Initiation of the trusted path.</li> <li>Termination of the trusted path.</li> <li>Failure of the trusted path functions.</li> </ul>	None.

**Table 5: Security Functional Requirements and Auditable Events**

### 6.2.1.2 FAU\_GEN.2 User Identity Association

**FAU\_GEN.2.1** For audit events resulting from actions of identified users, the TSF shall be able to

associate each auditable event with the identity of the user that caused the event.

### **6.2.1.3 FAU\_STG.1 Protected Audit Trail Storage**

**FAU\_STG.1.1** The TSF shall protect the stored audit records in the audit trail from unauthorised deletion.

**FAU\_STG.1.2** The TSF shall be able to prevent unauthorised modifications to the stored audit records in the audit trail.

### **6.2.1.4 FAU\_STG\_EXT.1 Protected Audit Event Storage**

**FAU\_STG\_EXT.1.1** The TSF shall be able to transmit the generated audit data to an external IT entity using a trusted channel according to FTP\_ITC.1.

**FAU\_STG\_EXT.1.2** The TSF shall be able to store generated audit data on the TOE itself. In addition

- TOE shall consist of a single standalone component that stores audit data locally.

**FAU\_STG\_EXT.1.3** The TSF shall overwrite previous audit records according to the following rule: log files are numbered and the oldest log file is deleted when the local storage space for audit data is full.

### **6.2.1.5 FAU\_STG\_EXT.3/LocSpace Action in case of possible audit data loss**

**FAU\_STG\_EXT.3.1/LocSpace** The TSF shall generate a warning to inform the Administrator before the audit trail exceeds the local audit trail storage capacity.

## **6.2.2 Cryptographic Operations (FCS)**

### **6.2.2.1 FCS\_CKM.1 Cryptographic Key Generation**

**FCS\_CKM.1.1** The TSF shall generate asymmetric cryptographic keys in accordance with a specified cryptographic key generation algorithm:

- RSA schemes using cryptographic key sizes of 2048-bit or greater that meet the following: FIPS PUB 186-4, “Digital Signature Standard (DSS)”, Appendix B.3;
- ECC schemes using “NIST curves” P-256, P-384 that meet the following: FIPS PUB 186-4, “Digital Signature Standard (DSS)”, Appendix B.4.

*Application Note: The TOE generates RSA keys with 2048 and 3072 key sizes.*

### **6.2.2.2 FCS\_CKM.2 Cryptographic Key Establishment**

**FCS\_CKM.2.1** The TSF shall perform cryptographic key establishment in accordance with a specified cryptographic key establishment method:

- RSA-based key establishment schemes that meet the following: RSAES-PKCS1-v1\_5 as specified in Section 7.2 of RFC 3447, “Public-Key Cryptography Standards (PKCS) #1: RSA Cryptography Specifications Version 2.1”;
- Elliptic curve-based key establishment schemes that meet the following: NIST Special Publication 800-56A Revision 2, “Recommendation for Pair-Wise Key Establishment Schemes Using Discrete Logarithm Cryptography”.

### 6.2.2.3 *FCS\_CKM.4 Cryptographic Key Destruction*

**FCS\_CKM.4.1** The TSF shall destroy cryptographic keys in accordance with a specified cryptographic key destruction method

- For plaintext keys in volatile storage, the destruction shall be executed by a single overwrite consisting of zeroes;
- For plaintext keys in non-volatile storage, the destruction shall be executed by the invocation of an interface provided by a part of the TSF that
  - when not in the EEPROM, logically addresses the storage location of the key and performs a single-pass overwrite consisting of zeroes;
  - when in EEPROM on F5 Devices, logically addresses the storage location of the key and performs a single-pass overwrite consisting of random data

that meets the following: No Standard.

### 6.2.2.4 *FCS\_COP.1/DataEncryption Cryptographic operation (AES Data Encryption/Decryption)*

**FCS\_COP.1.1/DataEncryption** The TSF shall perform encryption/decryption in accordance with a specified cryptographic algorithm AES used in CBC, CTR, GCM mode and cryptographic key sizes 128 bits, 256 bits that meet the following: AES as specified in ISO 18033-3, CBC as specified in ISO 10116, CTR as specified in ISO 10116, GCM as specified in ISO 19772.

### 6.2.2.5 *FCS\_COP.1/SigGen Cryptographic operation (Signature Generation and Verification)*

**FCS\_COP.1.1/SigGen** The TSF shall perform cryptographic signature services (generation and verification) in accordance with a specified cryptographic algorithm

- RSA Digital Signature Algorithm and cryptographic key sizes (modulus) 2048, 3072 bits,
- Elliptic Curve Digital Signature Algorithm and cryptographic key sizes 256, 384 bits

that meet the following:

- For RSA schemes: FIPS PUB 186-4, “Digital Signature Standard (DSS)”, Section 5.5, using PKCS #1 v2.1 Signature Schemes RSASSA-PSS and/or RSASSA-PKCS1v1\_5; ISO/IEC 9796-2, Digital signature scheme 2 or Digital Signature scheme 3,
- For ECDSA schemes: FIPS PUB 186-4, “Digital Signature Standard (DSS)”, Section 6 and Appendix D, Implementing “NIST curves” P-256, P-384; ISO/IEC 14888-3, Section 6.4.

### 6.2.2.6 *FCS\_COP.1/Hash Cryptographic operation (Hash Operation)*

**FCS\_COP.1.1/Hash** The TSF shall perform cryptographic hashing services in accordance with a specified cryptographic algorithm SHA-1, SHA-256, SHA-384 and message digest sizes 160, 256, 384 bits that meet the following: ISO/IEC 10118-3:2004.

### 6.2.2.7 *FCS\_COP.1/KeyedHash Cryptographic operation (Keyed Hash Algorithm)*

**FCS\_COP.1.1/KeyedHash** The TSF shall perform keyed-hash message authentication in accordance

with a specified cryptographic algorithm HMAC-SHA-1, HMAC-SHA-256, HMAC-SHA-384 and cryptographic key sizes *for SHA-1 the key size is  $\geq 160$  bits, for SHA-256 the key size is  $\geq 256$  bits, for SHA-384 the key size is  $\geq 384$  bits* used in HMAC and message digest sizes 160, 256, 384 bits that meet the following: ISO/IEC 9797-2:2011, Section 7 “MAC Algorithm 2”.

### **6.2.2.8 FCS\_HTTPS\_EXT.1 HTTPS Protocol**

**FCS\_HTTPS\_EXT.1.1** The TSF shall implement the HTTPS protocol that complies with RFC 2818.

**FCS\_HTTPS\_EXT.1.2** The TSF shall implement HTTPS using TLS.

**FCS\_HTTPS\_EXT.1.3** If a peer certificate is presented, the TSF shall not establish the connection if the peer certificate is deemed invalid.

### **6.2.2.9 FCS\_RBG\_EXT.1 Random Bit Generation**

**FCS\_RBG\_EXT.1.1** The TSF shall perform all deterministic random bit generation services in accordance with ISO/IEC 18031:2011 using CTR\_DRBG (AES).

**FCS\_RBG\_EXT.1.2** The deterministic RBG shall be seeded by at least one entropy source that accumulates entropy from two software-based noise source, two hardware-based noise source for the F5 devices except 10000 series, one hardware-based noise source for 10000 series F5 devices with a minimum of 256 bits of entropy at least equal to the greatest security strength, according to ISO/IEC 18031:2011 Table C.1 “Security Strength Table for Hash Functions”, of the keys and hashes that it will generate.

### **6.2.2.10 FCS\_SSHS\_EXT.1 SSH Server Protocol**

**FCS\_SSHS\_EXT.1.1** The TSF shall implement the SSH protocol that complies with RFCs 4251, 4252, 4253, 4254, 5656, 6668, 8332.

**FCS\_SSHS\_EXT.1.2** The TSF shall ensure that the SSH protocol implementation supports the following user authentication methods as described in RFC 4252: public key-based, password-based.

**FCS\_SSHS\_EXT.1.3** The TSF shall ensure that, as described in RFC 4253, packets greater than 256\*1024 bytes in an SSH transport connection are dropped.

**FCS\_SSHS\_EXT.1.4** The TSF shall ensure that the SSH transport implementation uses the following encryption algorithms and rejects all other encryption algorithms: aes128-cbc, aes256-cbc, aes128-ctr, aes256-ctr, aes128-gcm@openssh.com, aes256-gcm@openssh.com.

**FCS\_SSHS\_EXT.1.5** The TSF shall ensure that the SSH public-key based authentication implementation uses ecdsa-sha2-nistp256, ecdsa-sha2-nistp384 as its public key algorithm(s) and rejects all other public key algorithms.

**FCS\_SSHS\_EXT.1.6** The TSF shall ensure that the SSH transport implementation uses hmac-sha1, hmac-sha2-256 its MAC algorithm(s) and rejects all other MAC algorithm(s).

**FCS\_SSHS\_EXT.1.7** The TSF shall ensure that ecdh-sha2-nistp256 and ecdh-sha2-nistp384 are the only allowed key exchange methods used for the SSH protocol.

**FCS\_SSHS\_EXT.1.8** The TSF shall ensure that within SSH connections, the same session keys are used for a threshold of no longer than one hour, and each encryption key is used to

protect no more than one gigabyte of data. After any of the thresholds are reached a rekey needs to be performed.

Application Note: [TD0631](#) applies to this SFR definition.

### 6.2.2.11 *FCS\_TLSC\_EXT.1[1] TLS Client Protocol without mutual authentication (TLS1.1)*

**FCS\_TLSC\_EXT.1.1[1]** The **data plane of the** TSF shall implement [TLS 1.1 \(RFC 4346\)](#) and reject all other TLS and SSL versions. The TLS implementation will support the following ciphersuites:

- [TLS\\_RSA\\_WITH\\_AES\\_128\\_CBC\\_SHA](#) as defined in RFC 3268
- [TLS\\_RSA\\_WITH\\_AES\\_256\\_CBC\\_SHA](#) as defined in RFC 3268
- [TLS\\_ECDHE\\_RSA\\_WITH\\_AES\\_128\\_CBC\\_SHA](#) as defined in RFC 4492
- [TLS\\_ECDHE\\_RSA\\_WITH\\_AES\\_256\\_CBC\\_SHA](#) as defined in RFC 4492
- [TLS\\_ECDHE\\_ECDSA\\_WITH\\_AES\\_128\\_CBC\\_SHA](#) as defined in RFC 4492
- [TLS\\_ECDHE\\_ECDSA\\_WITH\\_AES\\_256\\_CBC\\_SHA](#) as defined in RFC 4492.

**FCS\_TLSC\_EXT.1.2[1]** The **data plane of the** TSF shall verify that the presented identifier matches [IPv4 address in CN or SAN](#).

**FCS\_TLSC\_EXT.1.3[1]** When establishing a trusted channel, by default the **data plane of the** TSF shall not establish a trusted channel if the server certificate is invalid. The TSF shall also

- [Not implement any administrator override mechanism](#).

**FCS\_TLSC\_EXT.1.4[1]** The **data plane of the** TSF shall [present the Supported Elliptic Curves/Supported Groups Extension with the following curves/groups: secp256r1, secp384r1 and no other curves/groups](#) in the Client Hello.

### 6.2.2.12 *FCS\_TLSC\_EXT.1[2] TLS Client Protocol without mutual authentication (TLS 1.2)*

**FCS\_TLSC\_EXT.1.1[2]** The **data plane of the** TSF shall implement [TLS 1.2 \(RFC 5246\)](#) and reject all other TLS and SSL versions. The TLS implementation will support the following ciphersuites:

- [TLS\\_RSA\\_WITH\\_AES\\_128\\_CBC\\_SHA](#) as defined in RFC 3268
- [TLS\\_RSA\\_WITH\\_AES\\_256\\_CBC\\_SHA](#) as defined in RFC 3268
- [TLS\\_ECDHE\\_RSA\\_WITH\\_AES\\_128\\_CBC\\_SHA](#) as defined in RFC 4492
- [TLS\\_ECDHE\\_RSA\\_WITH\\_AES\\_256\\_CBC\\_SHA](#) as defined in RFC 4492
- [TLS\\_ECDHE\\_ECDSA\\_WITH\\_AES\\_128\\_CBC\\_SHA](#) as defined in RFC 4492
- [TLS\\_ECDHE\\_ECDSA\\_WITH\\_AES\\_256\\_CBC\\_SHA](#) as defined in RFC 4492
- [TLS\\_RSA\\_WITH\\_AES\\_128\\_CBC\\_SHA256](#) as defined in RFC 5246
- [TLS\\_RSA\\_WITH\\_AES\\_256\\_CBC\\_SHA256](#) as defined in RFC 5246
- [TLS\\_ECDHE\\_ECDSA\\_WITH\\_AES\\_128\\_CBC\\_SHA256](#) as defined in RFC 5289
- [TLS\\_ECDHE\\_ECDSA\\_WITH\\_AES\\_256\\_CBC\\_SHA384](#) as defined in RFC 5289
- [TLS\\_ECDHE\\_ECDSA\\_WITH\\_AES\\_128\\_GCM\\_SHA256](#) as defined in RFC 5289

- TLS ECDHE\_ECDSA\_WITH\_AES\_256\_GCM\_SHA384 as defined in RFC 5289
- TLS ECDHE\_RSA\_WITH\_AES\_128\_GCM\_SHA256 as defined in RFC 5289
- TLS ECDHE\_RSA\_WITH\_AES\_256\_GCM\_SHA384 as defined in RFC 5289
- TLS ECDHE\_RSA\_WITH\_AES\_128\_CBC\_SHA256 as defined in RFC 5289
- TLS ECDHE\_RSA\_WITH\_AES\_256\_CBC\_SHA384 as defined in RFC 5289.

**FCS\_TLSC\_EXT.1.2[2]** The **data plane of the** TSF shall verify that the presented identifier matches v4 address in CN or SAN.

**FCS\_TLSC\_EXT.1.3[2]** When establishing a trusted channel, by default the **data plane of the** TSF shall not establish a trusted channel if the server certificate is invalid. The TSF shall also

- Not implement any administrator override mechanism.

**FCS\_TLSC\_EXT.1.4[2]** The **data plane of the** TSF shall present the Supported Elliptic Curves Extension with the following NIST curves: secp256r1, secp384r1 and no other curves in the Client Hello.

### ***6.2.2.13 FCS\_TLSC\_EXT.2 TLS Client support for mutual authentication***

**FCS\_TLSC\_EXT.2.1** The **data plane of the** TSF shall support TLS communication with mutual authentication using X.509v3 certificates.

### ***6.2.2.14 FCS\_TLSS\_EXT.1[1] TLS Server Protocol (Data Plane Server - TLS 1.1)***

**FCS\_TLSS\_EXT.1.1[1]** The **data plane of the** TSF shall implement TLS 1.1 (RFC 4346) and reject all other TLS and SSL versions. The TLS implementation will support the following ciphersuites:

- TLS\_RSA\_WITH\_AES\_128\_CBC\_SHA as defined in RFC 3268
- TLS\_RSA\_WITH\_AES\_256\_CBC\_SHA as defined in RFC 3268
- TLS\_ECDHE\_RSA\_WITH\_AES\_128\_CBC\_SHA as defined in RFC 4492
- TLS\_ECDHE\_RSA\_WITH\_AES\_256\_CBC\_SHA as defined in RFC 4492
- TLS\_ECDHE\_ECDSA\_WITH\_AES\_128\_CBC\_SHA as defined in RFC 4492
- TLS\_ECDHE\_ECDSA\_WITH\_AES\_256\_CBC\_SHA as defined in RFC 4492.

**FCS\_TLSS\_EXT.1.2[1]** The **data plane of the** TSF shall deny connections from clients requesting SSL 2.0, SSL 3.0, TLS 1.0, and none.

**FCS\_TLSS\_EXT.1.3[1]** The **data plane of the** TSF shall perform key establishment for TLS using RSA with key size 2048 bits, 3072 bits, ECDHE curves secp256r1 and secp384r1 and no other curves.

**FCS\_TLSS\_EXT.1.4[1]** The **data plane of the** TSF shall support session resumption based on session tickets according to RFC 5077.

### ***6.2.2.15 FCS\_TLSS\_EXT.1[2] TLS Server Protocol (Data Plane Server - TLS 1.2)***

**FCS\_TLSS\_EXT.1.1[2]** The **data plane of the** TSF shall implement TLS 1.2 (RFC 5246) and reject all other TLS and SSL versions. The TLS implementation will support the following ciphersuites:

- TLS\_RSA\_WITH\_AES\_128\_CBC\_SHA as defined in RFC 3268
- TLS\_RSA\_WITH\_AES\_256\_CBC\_SHA as defined in RFC 3268
- TLS\_ECDHE\_RSA\_WITH\_AES\_128\_CBC\_SHA as defined in RFC 4492
- TLS\_ECDHE\_RSA\_WITH\_AES\_256\_CBC\_SHA as defined in RFC 4492
- TLS\_ECDHE\_ECDSA\_WITH\_AES\_128\_CBC\_SHA as defined in RFC 4492
- TLS\_ECDHE\_ECDSA\_WITH\_AES\_256\_CBC\_SHA as defined in RFC 4492
- TLS\_RSA\_WITH\_AES\_128\_CBC\_SHA256 as defined in RFC 5246
- TLS\_RSA\_WITH\_AES\_256\_CBC\_SHA256 as defined in RFC 5246
- TLS\_ECDHE\_ECDSA\_WITH\_AES\_128\_CBC\_SHA256 as defined in RFC 5289
- TLS\_ECDHE\_ECDSA\_WITH\_AES\_256\_CBC\_SHA384 as defined in RFC 5289
- TLS\_ECDHE\_ECDSA\_WITH\_AES\_128\_GCM\_SHA256 as defined in RFC 5289
- TLS\_ECDHE\_ECDSA\_WITH\_AES\_256\_GCM\_SHA384 as defined in RFC 5289
- TLS\_ECDHE\_RSA\_WITH\_AES\_128\_GCM\_SHA256 as defined in RFC 5289
- TLS\_ECDHE\_RSA\_WITH\_AES\_256\_GCM\_SHA384 as defined in RFC 5289
- TLS\_ECDHE\_RSA\_WITH\_AES\_128\_CBC\_SHA256 as defined in RFC 5289
- TLS\_ECDHE\_RSA\_WITH\_AES\_256\_CBC\_SHA384 as defined in RFC 5289.

**FCS\_TLSS\_EXT.1.2[2]** The **data plane of the** TSF shall deny connections from clients requesting SSL 2.0, SSL 3.0, TLS 1.0, and none.

**FCS\_TLSS\_EXT.1.3[2]** The **data plane of the** TSF shall perform key establishment for TLS using RSA with key size 2048 bits, 3072 bits, ECDHE curves secp256r1 and secp384r1 and no other curves.

**FCS\_TLSS\_EXT.1.4[2]** The **data plane of the** TSF shall support session resumption based on session tickets according to RFC 5077.

#### **6.2.2.16 FCS\_TLSS\_EXT.1[3] TLS Server Protocol (Control Plane Server - TLS 1.1)**

**FCS\_TLSS\_EXT.1.1[3]** The **control plane of the** TSF shall implement TLS 1.1 (RFC 4346) and reject all other TLS and SSL versions. The TLS implementation will support the following ciphersuites:

- TLS\_ECDHE\_RSA\_WITH\_AES\_128\_CBC\_SHA as defined in RFC 4492
- TLS\_ECDHE\_RSA\_WITH\_AES\_256\_CBC\_SHA as defined in RFC 4492.

**FCS\_TLSS\_EXT.1.2[3]** The **control plane of the** TSF shall deny connections from clients requesting SSL 2.0, SSL 3.0, TLS 1.0, and none.

**FCS\_TLSS\_EXT.1.3[3]** The **control plane of the** TSF shall perform key establishment for TLS using RSA with key size 2048 bits, 3072 bits, ECDHE curves secp256r1 and secp384r1 and no other curves.

**FCS\_TLSS\_EXT.1.4[3]** The **control plane of the** TSF shall support session resumption based on session tickets according to RFC 5077.



### 6.2.2.17 FCS\_TLSS\_EXT.1[4] TLS Server Protocol (Control Plane Server - TLS 1.2)

**FCS\_TLSS\_EXT.1.1[4]** The **control plane of the** TSF shall implement TLS 1.2 (RFC 5246) and reject all other TLS and SSL versions. The TLS implementation will support the following ciphersuites:

- TLS ECDHE\_RSA\_WITH\_AES\_128\_CBC\_SHA as defined in RFC 4492
- TLS ECDHE\_RSA\_WITH\_AES\_256\_CBC\_SHA as defined in RFC 4492
- TLS ECDHE\_RSA\_WITH\_AES\_128\_GCM\_SHA256 as defined in RFC 5289
- TLS ECDHE\_RSA\_WITH\_AES\_256\_GCM\_SHA384 as defined in RFC 5289
- TLS ECDHE\_RSA\_WITH\_AES\_128\_CBC\_SHA256 as defined in RFC 5289
- TLS ECDHE\_RSA\_WITH\_AES\_256\_CBC\_SHA384 as defined in RFC 5289.

**FCS\_TLSS\_EXT.1.2[4]** The **control plane of the** TSF shall deny connections from clients requesting SSL 2.0, SSL 3.0, TLS 1.0, and none.

**FCS\_TLSS\_EXT.1.3[4]** The **control plane of the** TSF shall perform key establishment for TLS using RSA with key size 2048 bits, 3072 bits, ECDHE curves secp256r1 and secp384r1 and no other curves.

**FCS\_TLSS\_EXT.1.4[4]** The **control plane of the** TSF shall support session resumption based on session tickets according to RFC 5077.

## 6.2.3 Identification and Authentication (FIA)

### 6.2.3.1 FIA\_AFL.1 Authentication Failure Management

**FIA\_AFL.1.1** The TSF shall detect when an Administrator configurable positive integer within *1 - 10* unsuccessful authentication attempts occur related to Administrators attempting to authenticate remotely using a password.

**FIA\_AFL.1.2** When the defined number of unsuccessful authentication attempts has been met, the TSF shall prevent the offending Administrator from successfully establishing a remote session using any authentication method that involves a password until an Administrator defined time period has elapsed.

### 6.2.3.2 FIA\_PMG\_EXT.1 Password Management

**FIA\_PMG\_EXT.1.1** The TSF shall provide the following password management capabilities for administrative passwords:

a) Passwords shall be able to be composed of any combination of upper and lower case letters, numbers, and the following special characters: “!””, “@”, “#”, “\$”, “%”, “^”, “&”, “\*”, “(”, “)”, “~”, “\_”, “+”, “=”, “/”, “/”, “{”, “}”, “.”, “,”, “:”, “;”, “:”, “:”, “/”, “<”, “>”, “|”, “|”, “|”;

b) Minimum password length shall be configurable to between *15* and *255* characters.

### 6.2.3.3 FIA\_UIA\_EXT.1 User Identification and Authentication

**FIA\_UIA\_EXT.1.1** The TSF shall allow the following actions prior to requiring the non-TOE entity to initiate the identification and authentication process:

- Display the warning banner in accordance with FTA\_TAB.1;

- no other actions

**FIA\_UIA\_EXT.1.2** The TSF shall require each administrative user to be successfully identified and authenticated before allowing any other TSF-mediated actions on behalf of that administrative user.

#### **6.2.3.4 FIA\_UAU\_EXT.2 Password-based Authentication Mechanism**

**FIA\_UAU\_EXT.2.1** The TSF shall provide a local password-based authentication mechanism to perform local administrative user authentication.

#### **6.2.3.5 FIA\_UAU.7 Protected Authentication Feedback**

**FIA\_UAU.7.1** The TSF shall provide only obscured feedback to the administrative user while the authentication is in progress at the local console.

#### **6.2.3.6 FIA\_X509\_EXT.1/Rev X.509 Certificate Validation**

**FIA\_X509\_EXT.1.1/Rev** The TSF shall validate certificates in accordance with the following rules:

- RFC 5280 certificate validation and certification path validation supporting a minimum path length of three certificates.
- The certification path must terminate with a trusted CA certificate designated as a trust anchor.
- The TSF shall validate a certification path by ensuring that all CA certificates in the certification path contain the basicConstraints extension with the CA flag set to TRUE.
- The TSF shall validate the revocation status of the certificate using Certificate Revocation list (CRL) as specified in RFC 5759 Section 5.
- The TSF shall validate the extendedKeyUsage field according to the following rules:
  - Certificates used for trusted updates and executable code integrity verification shall have the Code Signing purpose (id-kp 3 with OID 1.3.6.1.5.5.7.3.3) in the extendedKeyUsage field.
  - Server certificates presented for TLS shall have the Server Authentication purpose (id-kp 1 with OID 1.3.6.1.5.5.7.3.1) in the extendedKeyUsage field.
  - Client certificates presented for TLS shall have the Client Authentication purpose (id-kp 2 with OID 1.3.6.1.5.5.7.3.2) in the extendedKeyUsage field.
  - OCSP certificates presented for OCSP responses shall have the OCSP Signing purpose (id-kp 9 with OID 1.3.6.1.5.5.7.3.9) in the extendedKeyUsage field.

**FIA\_X509\_EXT.1.2/Rev** The TSF shall only treat a certificate as a CA certificate if the basicConstraints extension is present and the CA flag is set to TRUE.

#### **6.2.3.7 FIA\_X509\_EXT.2 X.509 Certificate Authentication**

**FIA\_X509\_EXT.2.1** The TSF shall use X.509v3 certificates as defined by RFC 5280 to support authentication for TLS, HTTPS, and no additional uses.

**FIA\_X509\_EXT.2.2** When the TSF cannot establish a connection to determine the validity of a certificate, the TSF shall accept the certificate.

### **6.2.3.8 *FIA\_X509\_EXT.3 X.509 Certificate Requests***

**FIA\_X509\_EXT.3.1** The TSF shall generate a Certificate Request Message as specified by RFC 2986 and be able to provide the following information in the request: public key and Common Name, Organization, Organizational Unit, Country.

**FIA\_X509\_EXT.3.2** The TSF shall validate the chain of certificates from the Root CA upon receiving the CA Certificate Response.

## **6.2.4 Security Management (FMT)**

### **6.2.4.1 *FMT\_MOF.1/Services Management of security functions behavior***

**FMT\_MOF.1.1/Services** The TSF shall restrict the ability to start and stop services to Security Administrators.

### **6.2.4.2 *FMT\_MOF.1/ManualUpdate Management of security functions behavior***

**FMT\_MOF.1.1/ManualUpdate** The TSF shall restrict the ability to enable the functions to perform manual updates to Security Administrators.

### **6.2.4.3 *FMT\_MTD.1/CoreData Management of TSF Data***

**FMT\_MTD.1.1/CoreData** The TSF shall restrict the ability to manage the TSF data to Security Administrators.

### **6.2.4.4 *FMT\_MTD.1/CryptoKeys Management of TSF Data***

**FMT\_MTD.1.1/CryptoKeys** The TSF shall restrict the ability to manage the cryptographic keys to Security Administrators.

### **6.2.4.5 *FMT\_SMF.1 Specification of Management Functions***

**FMT\_SMF.1.1** The TSF shall be capable of performing the following management functions:

- Ability to administer the TOE locally and remotely;
- Ability to configure the access banner;
- Ability to configure the session inactivity time before session termination or locking;
- Ability to update the TOE, and to verify the updates using digital signature capability prior to installing those updates;
- Ability to configure the authentication failure parameters for FIA\_AFL.1;
- Ability to start and stop services;
- Ability to configure audit behavior;
- Ability to manage the cryptographic keys;
- Ability to configure the cryptographic functionality;
- Ability to configure thresholds for SSH rekeying;
- Ability to set the time which is used for time-stamps.]

### **6.2.4.6 *FMT\_SMR.2 Restrictions on security roles***

**FMT\_SMR.2.1** The TSF shall maintain the roles:

- Security Administrator.

**FMT\_SMR.2.2** The TSF shall be able to associate users with roles.

**FMT\_SMR.2.3** The TSF shall ensure that the conditions

- The Security Administrator role shall be able to administer the TOE locally;
- The Security Administrator role shall be able to administer the TOE remotely are satisfied.

## 6.2.5 Protection of TSF (FPT)

### 6.2.5.1 *FPT\_APW\_EXT.1 Protection of Administrator Passwords*

**FPT\_APW\_EXT.1.1** The TSF shall store administrative passwords in non-plaintext form.

**FPT\_APW\_EXT.1.2** The TSF shall prevent the reading of plaintext administrative passwords.

### 6.2.5.2 *FPT\_SKP\_EXT.1 Protection of TSF Data (for reading of all pre-shared, symmetric, and private keys)*

**FPT\_SKP\_EXT.1.1** The TSF shall prevent reading of all pre-shared keys, symmetric keys, and private keys.

### 6.2.5.3 *FPT\_STM\_EXT.1 Reliable Time Stamps*

**FPT\_STM\_EXT.1.1** The TSF shall be able to provide reliable time stamps for its own use.

**FPT\_STM\_EXT.1.2** The TSF shall allow the Security Administrator to set the time.

Application Note: [TD0632](#) applies to this SFR definition.

### 6.2.5.4 *FPT\_TST\_EXT.1/PowerOn TSF Testing (Extended)*

**FPT\_TST\_EXT.1.1/PowerOn** The TSF shall run a suite of the following self-tests during initial start-up (on power on), at the conditions *reboot* to demonstrate the correct operation of the TSF: *BIOS Power On at power on only for F5 Devices, OpenSSL integrity at power on and reboot, software integrity at power on and reboot, cryptographic algorithm at power on and reboot.*

### 6.2.5.5 *FPT\_TST\_EXT.1/OnDemand TSF Testing (Extended)*

**FPT\_TST\_EXT.1.1/OnDemand** The TSF shall run a suite of the following self-tests periodically during normal operation, at the request of the authorised user to demonstrate the correct operation of the TSF: *software integrity.*

### 6.2.5.6 *FPT\_TUD\_EXT.1 Trusted Update*

**FPT\_TUD\_EXT.1.1** The TSF shall provide Security Administrators the ability to query the currently executing version of the TOE firmware/software and the most recently installed version of the TOE firmware/software.

**FPT\_TUD\_EXT.1.2** The TSF shall provide Security Administrators the ability to manually initiate updates to TOE firmware/software and no other update mechanism.

**FPT\_TUD\_EXT.1.3** The TSF shall provide means to authenticate firmware/software updates to the TOE using a digital signature prior to installing those updates.

## 6.2.6 TOE Access (FTA)

### 6.2.6.1 *FTA\_SSL\_EXT.1 TSF-initiated Session Locking*

**FTA\_SSL\_EXT.1.1** The TSF shall, for local interactive sessions, terminate the session after a Security Administrator-specified time period of inactivity.

### 6.2.6.2 *FTA\_SSL.3 TSF-initiated Termination (Refinement)*

**FTA\_SSL.3.1** The TSF shall terminate a remote interactive session after a Security Administrator-configurable time interval of session inactivity.

### 6.2.6.3 *FTA\_SSL.4 User-initiated Termination (Refinement)*

**FTA\_SSL.4.1** The TSF shall allow Administrator-initiated termination of the Administrator's own interactive session.

### 6.2.6.4 *FTA\_TAB.1 Default TOE Access Banners (Refinement)*

**FTA\_TAB.1.1** Before establishing an administrative user session the TSF shall display a Security Administrator-specified advisory notice and consent warning message regarding use of the TOE.

## 6.2.7 Trusted path/channels (FTP)

### 6.2.7.1 *FTP\_ITC.1 Inter-TSF trusted channel (Refinement)*

**FTP\_ITC.1.1** The TSF shall be capable of using TLS to provide a trusted communication channel between itself and authorized IT entities supporting the following capabilities: audit server, no other capabilities that is logically distinct from other communication channels and provides assured identification of its end points and protection of the channel data from disclosure and detection of modification of the channel data.

**FTP\_ITC.1.2** The TSF shall permit the TSF, or the authorized IT entities to initiate communication via the trusted channel.

**FTP\_ITC.1.3** The TSF shall initiate communication via the trusted channel for *transmission of syslog records to syslog audit servers*.

### 6.2.7.2 *FTP\_TRP.1/Admin Trusted Path (Refinement)*

**FTP\_TRP.1.1/Admin** The TSF shall be capable of using SSH, TLS, HTTPS to provide a communication path between itself and authorized remote Administrators that is logically distinct from other communication paths and provides assured identification of its end points and protection of the communicated data from disclosure and provides detection of modification of the channel data.

**FTP\_TRP.1.2/Admin** The TSF shall permit remote Administrators to initiate communication via the trusted path.

**FTP\_TRP.1.3/Admin** The TSF shall require the use of the trusted path for initial Administrator authentication and all remote administration actions.

## 6.3 TOE Security Assurance Requirements

The security assurance requirements (SARs) provide grounds for confidence that the TOE meets its

security objectives (for example, configuration management, testing, and vulnerability assessment). The table below identifies the security assurance requirements drawn from CC Part 3: Security Assurance Requirements that are required by the NDcPP.

Assurance Class	Assurance Component ID	Assurance Component Name
ADV: Development	ADV_FSP.1	Basic functional specification
AGD: Guidance documents	AGD_OPE.1	Operational user guidance
	AGD_PRE.1	Preparative procedures
ALC: Life-cycle support	ALC_CMC.1	Labeling of the TOE
	ALC_CMS.1	TOE CM coverage
ASE: Security Target evaluation	ASE_CCL.1	Conformance claims
	ASE_ECD.1	Extended components definition
	ASE_INT.1	ST introduction
	ASE_OBJ.1	Security objectives for the operational environment
	ASE_REQ.1	Stated security requirements
	ASE_SPD.1	Security problem definition
	ASE_TSS.1	TOE summary specification
ATE: Tests	ATE_IND.1	Independent testing – sample
AVA: Vulnerability assessment	AVA_VAN.1	Vulnerability survey

**Table 6: Security Assurance Requirements**

In addition, the TOE will provide the evidence necessary for the evaluators to perform the evaluation activities defined in the Evaluation Activities for Network Device cPP document.

## 6.4 Security Requirements Rationale

This Security Target makes no modifications or additions to the NDcPP security problem definition, security objectives, or security assurance requirements. The security functionality requirements claimed in this ST include all of the required SFRs from the NDcPP, selected optional SFRs from the NDcPP, and the mandatory selection-based SFRs from the NDcPP. There are no additional SFRs or SARS included in this ST. Operations performed on the SFRs comply the corresponding Application Notes in the NDcPP.

### 6.4.1 Security Functional Requirement Dependencies

All of the security functional requirements claimed in this Security Target are taken directly from the NDcPP version 2.2e, and all operations on the SFRs have been completed correctly. Therefore, the dependency rationale used by the NDcPP version 2.2e is considered applicable and acceptable since the NDcPP has been validated and approved.

## 7 TOE Summary Specification

This section presents a description of how the TOE SFRs are satisfied.

### 7.1 Security Audit

BIG-IP uses syslog functionality to generate audit records, including the start-up and shut-down of the audit functions themselves. BIG-IP is a standalone TOE storing audit data locally and transmitting audit data to external syslog hosts.

BIG-IP systems generate different log types that capture different types of audit records. The audit records include:

- **audit events**  
events related to the security and administrative functionality implemented by the TOE; this type of audit log captures most of the events specified in this ST
- **system events**  
events related to the TOE operating system as well as status of TOE components, such as the syslog-ng daemon
- **packet filter events**  
events related to packet filtering applied by the TOE
- **local traffic events**  
events related to network traffic handled by the system, including some events related to packet filtering

The TOE provides the ability to configure syslog levels per daemon that generates the respective audit records. The Configuration utility GUI and tmsh provide interfaces to set those log levels.

Depending upon the exact audit record, the outcome is included in the description and / or the status code.

Table 7 shows the information included in the different types of audit logs.

<i>Log content</i>		<i>Log type</i>				
		<b>System</b>	<b>Packet Filter</b>	<b>Local Traffic</b>	<b>Audit (mcp)</b>	<b>Audit (other)</b>
Description	The description of the event that caused the system to log the message.	X	X	X	X	X
Event	A description of the configuration change that caused the system to log the message.				X	
Host name	The host name of the system that logged the event message.	X	X	X		X
Service	The service that generated the event.	X	X	X		X
Session ID	The ID associated with the user session.					
Status code	The status code associated with the event.		X		X	

<i>Log content</i>		<i>Log type</i>				
		<b>System</b>	<b>Packet Filter</b>	<b>Local Traffic</b>	<b>Audit (mcp)</b>	<b>Audit (other)</b>
Timestamp	The time and date that the system logged the event message.	X	X	X	X	X
Transaction ID	The identification number of the configuration change initiated by another recorded event. This number can be used to trace back to the initiating audit entry and the associated user name.				X	
User Name	The name of the user who made the configuration change				X	X

**Table 7: Audit Logs and Their Content**

The TOE includes within each audit record the information required by FAU\_GEN.1.2 and specified in Table 5.

For audit records logging the administrative task of generating/import of, changing, or deleting of cryptographic keys, the certificate key file object name is logged to identify the relevant key.

This functionality implements FAU\_GEN.1 and FAU\_GEN.2.

BIG-IP supports (and the evaluated configuration mandates) logging to external syslog hosts. Audit records in transit to the remote host are protected by TLS channels.

The syslog mechanism provided by the underlying Linux system (which is the operating system of the TOE) is used for the creation and forwarding of audit records. In the evaluated configuration, all audit records are sent to both local and remote storage automatically. The audit records are sent to the remote storage immediately. In addition, BIG-IP implements a high-speed logging mechanism for data traffic (logging packet filter events and local traffic events) in TMM that is compatible with syslog. The TOE supports TLS channels to audit servers for the protection of audit records sent from the TOE to an external audit server.

For the case that the remote syslog host becomes unavailable, audit records are stored locally in syslog files managed, and protected against unauthorized access, by using file permission bits in the underlying Linux host. The TOE will attempt to periodically reestablish the connection with the remote syslog host indefinitely. The TOE retries within seconds of each connection failure. The TOE implements a buffer to store audit records collected during the period of time when the remote syslog host is unavailable. If the connection is reestablished before the buffers overflow, no audit records are lost. If the connection is reestablished after the buffers overflow, audit records are lost.

Locally stored audit records are also available for review through the administrative interfaces of the TOE. Only users in the Administrator role can modify those records. The TOE does not support deletion of audit records even by authorized users.

BIG-IP logs a warning if the local space for syslog files on the box exceeds a configurable maximum size. The TOE implements a local syslog file rotation scheme that numbers the locally archived syslog files. The TOE will delete the oldest syslog file once the maximum size for local syslog file space is exceeded. A cron job runs every two minutes to check the audit trail storage partition in order to accomplish this. The



evaluated configuration requires allocation of 7 GB of audit storage, and a warning to be logged when 90 % of the storage space are exhausted. The administrator receives the warnings when reviewing the log files as instructed the CC guidance document.

This functionality implements FAU\_STG.1, FAU\_STG\_EXT.1, and FAU\_STG\_EXT.3/LocSpace.

## 7.2 Cryptographic Support

The TOE utilizes cryptographic algorithms that have been validated using the NIST CAVS tests.

Higher-level protocol stacks can use the F5 cryptographic module (OpenSSL) in order to implement trusted traffic communications:

- Management GUI (browser client to TOE)
- SSH session for tmsh (SSH client to SSH server on TOE)
- Remote logging via syslog (TOE to syslog server)
- TLS user traffic intended to pass through the TOE to internal servers

Replay detection (and rejection) is inherent to the protocols used by BIG-IP to establish communications of a trusted nature, i.e. TLS/HTTPS and SSH.

### 7.2.1 Key Generation and Establishment

The asymmetric keys are generated upon the request of an administrator by a Key Generator process that invokes the OpenSSL library on the Linux host.

The TOE generates asymmetric cryptographic keys that are compliant with FIPS PUB 186-4 and meet the following:

Key Generation Scheme	Key Establishment Scheme	Key sizes / NIST curves	Usage
RSA	RSA NIST SP 800-56B	Key sizes: 2048, 3072	TLS certificate TLS ephemeral session keys SSH key pair The TLS static keys are created once, imported to the TOE, and stored on disk until the Administrator creates a new key. The SSH key pair is created on first boot. The TOE can act as a receiver or both sender and receiver depending upon the deployment. When acting as a receiver, decryption errors are handled in a side channel resistant method and reported as MAC errors.

Key Generation Scheme	Key Establishment Scheme	Key sizes / NIST curves	Usage
ECC	ECC NIST SP 800-56A	NIST curves: P-256, P-384	For ECDHE and ECDSA in TLS.  The TOE can act as a receiver or both sender and receiver depending upon the deployment.

**Table 8: Key generation in the TOE**

The TOE also generates TLS session keys and SSH session keys while setting up the communication session.

The TOE offers administrative interfaces for creating a private key and certificate signing request (CSR). See Section 7.3.2 for more information on CSRs.

This implements FCS\_CKM.1 and FCS\_CKM.2.

### 7.2.2 Zeroization of Critical Security Parameters

“Cryptographic Critical Security Parameters” are defined in FIPS 140-2 as “security-related information (e.g., secret and private cryptographic keys, and authentication data such as passwords and PINs) whose disclosure or modification can compromise the security of a cryptographic module.” Only the TLS and SSH session keys are stored in plaintext form. The rest of the keys are stored in encrypted format. The encrypted keys are stored using the F5 Secure Vault. The F5 Secure Vault uses a Primary Key and a Unit Key to protect sensitive configuration attributes. The Primary Key is a single, symmetric key that is stored with the data and is used to protect the data. All sensitive configuration attributes, including passwords and passphrases, are encrypted with the Primary Key using 128-bit AES encryption. On F5 devices, the Unit Key (a key-encrypting-key) is a symmetric key stored in the EEPROM that is associated with the device and is used to protect the Primary Key. On hypervisors, the Unit Key (a key-encrypting-key) is a symmetric key stored in a hidden file in the file system that is associated with the device and is used to protect the Primary Key. The Primary Key is encrypted with the Unit Key using 256-bit AES encryption. If the Unit Key is replaced, the old Unit Key is cleared by overwriting it with random data and then the new Unit Key is written.

The following table discusses how the F5 cryptographic module (i.e. OpenSSL used by both data plane and control plane) zeroize critical security parameters that are not needed for operation of the TSF anymore. `OPENSSL_cleanse()` is used to zeroize data, and this routine has been updated to overwrite with zeros, not with pseudo-random data. This also includes key material used by the TSF that is stored outside of the F5 cryptographic module. Keys in volatile and non-volatile storage are destroyed by performing a single overwrite consisting of zeroes.

Application	Key type	Storage Location	Volatile/ Non-volatile	Zeroized when?	Description
Key generation	seeds, prime numbers	Stack/heap	Volatile	After each key has been generated.	These are zeroized in OpenSSL by calling <code>OPENSSL_cleanse()</code> , which overwrites the memory upon release

Application	Key type	Storage Location	Volatile/ Non-volatile	Zeroized when?	Description
TLS	Session keys	Stack/heap	Volatile	After session has ended	The TLS session keys are created within OpenSSL during session initiation.  These are zeroized in OpenSSL by calling <code>OPENSSL_cleanse()</code> , which overwrites the memory upon release
TLS	private keys in TLS certificates	On the disk	Non-volatile	Upon deletion by administrator.	Private keys are zeroized when they are deleted by the administrator. Zeroization is done by overwriting the file once with zeroes and deleting the file. The API used for zeroization is the <code>write(2)</code> system call which is called with buffer filled with zeros as input.
SSH	Session keys	Stack/heap	Volatile	After session has ended	The SSH session keys are created within OpenSSL during session initiation.  These are zeroized in OpenSSL by calling <code>OPENSSL_cleanse()</code> , which overwrites the memory upon release
SSH	SSH keys	On the disk	Non-volatile	Upon deletion by administrator.	SSH keys are zeroized when using the key-swap utility. Zeroization is done by overwriting the file once with zeroes and deleting the file. The API used for zeroization is the <code>shred(1)</code> Linux command which uses the <code>write(2)</code> system call which is called with buffer filled with zeros as input.

**Table 9: Zeroization of Critical Security Parameters**

This implements FCS\_CKM.4.

### 7.2.3 Cryptographic operations in the TOE

The following table summarizes the implementation of cryptographic operations in the TOE:

Algorithm	Key length (bits)	Purpose	Reference	SFR
AES (CBC, CTR, GCM modes)	128 256	payload encryption	AES as specified by ISO 18033-3  CBC as specified in ISO 10116  CTR as specified in ISO 10116  GCM as specified in ISO 19772	FCS_COP.1/DataEncryption
RSA	Modulus of 2048, 3072	certificate- based authentication, key exchange	FIPS PUB 186-4 Section 5.5 using RSASSA- PKCS1v1_5, ISO/IEC 9796-2	FCS_COP.1/SigGen
ECDSA	256, 384 bits  NIST curves: P- 256, P-384, and no other	certificate- based authentication, key exchange	FIPS PUB 186-4 Section 6 and Appendix D  ISO/IEC 14888-3 Section 6.4	FCS_COP.1/SigGen
SHA-1 SHA-256 SHA-384	none	certificate- based authentication / digital signature verification	ISO/IEC 10118- 3:2004	FCS_COP.1/Hash
HMAC- SHA-1	Key sizes: $\geq$ 160 bits  Hash Function: SHA-1  Message digest sizes: 160 bits  Block size: 512 bits  Output MAC length: 160 bits	message integrity	ISO/IEC 9797- 2:2011, Section 7	FCS_COP.1/KeyedHash

Algorithm	Key length (bits)	Purpose	Reference	SFR
HMAC-SHA-256	Key sizes: $\geq 256$ bits Hash Function: SHA-256 Message digest sizes: 256 bits Block size: 512 bits Output MAC length: 256 bits	message integrity	ISO/IEC 9797-2:2011, Section 7	FCS_COP.1/KeyedHash
HMAC-SHA-384	Key sizes: $\geq 384$ bits Hash Function: SHA-384 Message digest sizes: 384 bits Block size: 1024 bits Output MAC length: 384 bits	message integrity software integrity	ISO/IEC 9797-2:2011, Section 7	FCS_COP.1/KeyedHash
Random Bit Generation	none	key generation	ISO/IEC 18031:2011 using CTR DRBG (AES)	FCS_RBG_EXT.1

**Table 10: Cryptographic primitives in the TOE**

#### 7.2.4 Random Number Generation

The TOE transfers one or more random bit-streams from the defined entropy sources to the Linux operating system's entropy pool. The entropy pool is used as a seed source for a digital random number generator (DRNG) via the `/dev/random` and `/dev/urandom` special file interfaces. The bit-stream will be transferred as necessary during system operation. On F5 devices, the defined sources will be specific to the hardware available on each platform but will include one or more of the following: the jitterentropy-engine, Cavium Nitrox III hardware, Intel QAT hardware, and the Intel `rdrand` instruction. On hypervisors, the jitterentropy-engine is the second entropy source.

The random bit stream from the entropy source will be fed to the Linux DRNG on demand, such that if the entropy in the Linux DRNG runs low (and thus the threshold that causes `/dev/random` to block will be reached soon), fresh entropy is inserted and the entropy estimate in the Linux RNG is increased. This will attempt to ensure that sufficient entropy is available in the Linux DRNG to avoid blocking applications that read from `/dev/random`, or will release any applications that have become blocked. Since the `/dev/urandom` interface also draws from the Linux kernel entropy pool input of the random bit stream will also ensure that `/dev/urandom` is initialized and reseeded. The increase in the entropy estimate caused by

the transfer of the random bit stream is not equal to the number of bits transferred, rather it scaled by a factor which is dependent on the entropy source.

This implements FCS\_RBG\_EXT.1.

### 7.2.5 SSH

The TOE implements a SSH v2 server and a SSH v2 client. The SSH client is not used for communication with trusted external IT entities and will be disabled in the TOE. Administrators can connect to the TOE remotely using SSH via a dedicated network interface. Administrators are authenticated locally by user name and password; remote authentication (via LDAP or AD) is not supported by the TOE.

The SSH implementation is compliant with RFCs [4251](#), [4252](#), [4253](#), [4254](#), [5656](#), [6668](#), [8332](#).

SSH connections to the TOE's command line interface are protected using SSH version 2, using the cryptographic algorithms identified in Table 11.

Usage	Algorithm
Transport encryption algorithm	AES CBC and CTR mode with 128 and 256 bit-sizes keys aes128-gcm@openssh.com and aes256-gcm@openssh.com
Transport data integrity protection hashing algorithm	HMAC-SHA1 and HMAC-SHA2-256
Public key authentication algorithms	ecdsa-sha2-nistp256, ecdsa-sha2-nistp384
Key exchange (hard-coded)	ecdh-sha2-nistp256 and ecdh-sha2-nistp384

**Table 11: SSH Algorithms**

The SSH implementation monitors packet size on all channels and limits packet size as suggested in [RFC 4253](#) Section 6.1; the maximum packet size is (256\*1024) bytes with larger packets being silently dropped. Additionally, diffie-hellman-group1-sha1 key exchange is intentionally disabled in the SSH implementation.

The SSH connection session key will be renegotiated after either of two thresholds has been reached. SSH connection session keys will be renegotiated after one hour of use. In addition, the SSH connection session key will be renegotiated after an administrator-configured maximum amount of data, the RekeyLimit, is transmitted over the connection. The administrative guidance will instruct the user to not set the RekeyLimit to a value greater than 1 GB.

This functionality implements FCS\_SSHS\_EXT.1.

### 7.2.6 TLS Protocol

The TOE implements both the TLS server and TLS client protocol.

Administrators remotely connect to the TOE via an HTTPS server implementing TLS over a dedicated network interface used to administer the TOE. Administrators are authenticated locally by user name and password; remote authentication (via LDAP or AD) is not supported by the TOE. Administrator sessions that use the web-based Configuration utility, SOAP protocol (iControl API), or the REST API (iControl REST API) are protected by TLS. TLS sessions are limited to TLS versions 1.2 and 1.1, using the cipher suites identified in Table 12. The TLS server implementation in the TOE is configured to deny SSL 1.0, SSL 2.0, SSL 3.0, and TLS 1.0 session requests.

The TOE implementation of TLS client is capable of presenting a certificate to a TLS server for TLS mutual authentication. The TLS client implemented by the data plane of the TOE is used to communicate with the external audit server.

The following table summarizes the cipher suites supported by the evaluated configuration for TLS connections. All other proposed cipher suites are rejected.

Cipher	Data Plane Client	Data Plane Server	Control Plane Server
TLS_RSA_WITH_AES_128_CBC_SHA	TLS v1.1 TLS v1.2	TLS v1.1 TLS v1.2	N/A
TLS_RSA_WITH_AES_256_CBC_SHA	TLS v1.1 TLS v1.2	TLS v1.1 TLS v1.2	N/A
TLS_ECDHE_RSA_WITH_AES_128_CBC_SHA	TLS v1.1 TLS v1.2	TLS v1.1 TLS v1.2	TLS v1.1 TLS v1.2
TLS_ECDHE_RSA_WITH_AES_256_CBC_SHA	TLS v1.1 TLS v1.2	TLS v1.1 TLS v1.2	TLS v1.1 TLS v1.2
TLS_ECDHE_ECDSA_WITH_AES_128_CBC_SHA	TLS v1.1 TLS v1.2	TLS v1.1 TLS v1.2	N/A
TLS_ECDHE_ECDSA_WITH_AES_256_CBC_SHA	TLS v1.1 TLS v1.2	TLS v1.1 TLS v1.2	N/A
TLS_RSA_WITH_AES_128_CBC_SHA256	TLS v1.2	TLS v1.2	N/A
TLS_RSA_WITH_AES_256_CBC_SHA256	TLS v1.2	TLS v1.2	N/A
TLS_ECDHE_ECDSA_WITH_AES_128_CBC_SHA256	TLS v1.2	TLS v1.2	N/A
TLS_ECDHE_ECDSA_WITH_AES_256_CBC_SHA384	TLS v1.2	TLS v1.2	N/A
TLS_ECDHE_ECDSA_WITH_AES_128_GCM_SHA256	TLS v1.2	TLS v1.2	N/A
TLS_ECDHE_ECDSA_WITH_AES_256_GCM_SHA384	TLS v1.2	TLS v1.2	N/A
TLS_ECDHE_RSA_WITH_AES_128_GCM_SHA256	TLS v1.2	TLS v1.2	TLS v1.2
TLS_ECDHE_RSA_WITH_AES_256_GCM_SHA384	TLS v1.2	TLS v1.2	TLS v1.2
TLS_ECDHE_RSA_WITH_AES_128_CBC_SHA256	TLS v1.2	TLS v1.2	TLS v1.2
TLS_ECDHE_RSA_WITH_AES_256_CBC_SHA384	TLS v1.2	TLS v1.2	TLS v1.2

**Table 12: Cipher suites**

When acting as a TLS server, BIG-IP does not operate on or process reference identifier fields in the BIG-IP certificate. It's up to an Administrator to load the desired X.509 certificate and up to TLS clients

to verify it.

The TLS server supports session resumption based on session tickets according to RFC [5077](#). These session tickets adhere to the structural format described in Section 4 of RFC [5077](#). These session tickets are encrypted using the AES with CBC mode symmetric algorithm with 128 bit key length as defined in FCS\_COP.1/DataEncryption.

Session establishment creates a session ID. When a new context is started and a session ID is offered, the session ID is verified to be acceptable to allow session resumption by checking the validity of the session ID in the session ID table, the age of the session ID, the cipher suite offered in the session ID, configuration settings of the session ID, and the Server Name Indication (SNI). Any failure in these validation steps listed below would trigger a full handshake.

Multiple contexts are supported for session resumption. A session can be constructed in one context and resumed in another context. The context which constructs the session ID during full handshake is the owner of that session ID and also validates the session ID and session state. Contexts which resume a session request that the originating context session owner validate the session ID and session state. If the originating context session validation response does not validate the session, a full handshake is triggered. Contexts validate sessions by requesting that the originating owner of a session validate a session before resumption can continue. If a session is not validated, a full handshake is triggered.

When acting as a TLS server, BIG-IP generates key establishment parameters using RSA with key size 2048 and 3072 bits, and ECDH parameters over NIST curves secp256r1 and secp384r1. The TLS server key exchange message parameters (ECDH) are as defined / required by RFC [5246](#) Section 7.4.3 for TLS 1.2, RFC [4346](#) Section 7.4.3 for TLS 1.1, and RFC [4492](#). For example, its classic ECDH using named curves with predefined parameters. The TOE does not support DHE\_RSA cipher suites, so server key exchange messages are not sent.

For BIG-IP acting as TLS client, the TOE checks Common Name (CN) and DNS name. The CN or SAN in the certificate is compared by requiring an exact string match of the authenticate name against the IPv4 address in the certificate. The reference identifiers do not need to be converted by the TOE to perform this comparison.

The BIG-IP TLS client supports ECDH in the Client Hello by default. This can optionally be disabled by removing the corresponding cipher suites, although individual curves cannot be configured.

Use of wildcards for reference identifiers constructed by the TOE and certificate pinning for TLS client connections are not supported by the TOE.

This functionality implements FCS\_TLSC\_EXT.1[1] – [2], FCS\_TLSC\_EXT.2, FCS\_TLSS\_EXT.1[1]-[4].

## 7.2.7 HTTPS Protocol

The BIG-IP provides three interfaces for remote administrators that communicate over HTTPS: Configuration Utility, iControl API, and iControl REST API. HTTP over TLS (HTTPS) is an application-level protocol for distributed, collaborative, hypermedia information systems transmitted over a TLS connection.

The TOE implements HTTPS per RFC [2818](#), HTTP over TLS. The HTTPS implementation is designed to comply with all mandatory portions of RFC 2818 (as denoted in the RFC by keywords “MUST”, “MUST NOT”, and “REQUIRED”). The optional portions of the RFC are denoted in the RFC by keywords “SHOULD”, “SHOULD NOT”, and “MAY”. Connection Initiation, Connection Closure, Client Behavior, Server Behavior, and Server Identity are implemented. For Connection Closure, the TOE includes a configuration setting in the SSL profile that controls alert protocols and the session close behavior. By default, the TOE is configured to close the underlying TCP connections without exchanging



the required TLS shutdown close notify. The TOE can be configured to perform a clean shutdown of all TLS connections by sending a close notify.

This functionality implements FCS\_HTTPS\_EXT.1.

### 7.3 Identification and Authentication

Administrative users (i.e., all users authorized to access the TOE's administrative interfaces) are identified by a user name and authenticated by an individual password associated with that user account. This is true regardless of how the administrative user interfaces with the TOE. If the supplied user name and password match the user name and password pair maintained by the TOE, the administrative session is successfully established. Otherwise, the user receives an error and the session is not established. In addition, the TOE displays warning banners for interactive sessions as described in Section 7.6.

This functionality implements FIA\_UIA\_EXT.1, FIA\_UAU\_EXT.2.

For interactive user authentication at the web-based Configuration utility via HTTPS and the command line tmsh via SSH, BIG-IP obscures passwords entered by users.

This functionality implements FIA\_UAU.7.

#### 7.3.1 Password policy and user lockout

The TOE can enforce a password policy for all user accounts managed locally, other than those in the Administrator role. This includes the definition of a minimum password length and required character types (numeric, uppercase, lowercase, others). The minimum password length default value is 15; the valid range is from 15 to 255. This policy is enforced when users change their own passwords.

The TSF allows passwords to contain the following special characters: “!” , “@” , “#” , “\$” , “%” , “^” , “&” , “\*” , “(” , “)” , “~” , “\_” , “+” , “=” , “[” , “]” , “{” , “}” , “.” , “,” , “:” , “;” , “'” , “/” , “<” , “>” , “” , “|” , “\” .

Other aspects of the authentication policy include the minimum and maximum lengths of time that passwords can be in effect, and the number of previous passwords that BIG-IP should store to prevent users from re-using former passwords.

- The minimum duration specifies the minimum number of days before which users cannot change their passwords; the default is 0 and the valid range is from 0 to 255.
- The maximum duration specifies the maximum number of days a password is valid; users must change their passwords before the maximum duration is reached, the default is 99999 days.
  - User accounts whose password has expired, based on the administrator-defined maximum password duration, are locked and require an administrator to reset them.
- Password memory specifies that the system records the specified number of passwords that the user has used in the past. Users cannot reuse a password that is in the list. The default is 0 and the valid range is from 0 to 127.

Both local and remote access to the TOE for individual users can be disabled ("locked") after a configured number of consecutive, failed authentication attempts on that user account. In the evaluated configuration, the default is 3 consecutive, failed authentication attempts with a valid range from 1 to 10. For each administrative interface (local and remote interfaces), a single centralized module in the TOE verifies user identification and authentication. That module returns authentication success or failure decisions and maintains the user lockout feature. A counter of failed authentication attempts is maintained for each user. If too many failed authentication attempts occur, the associated user account is locked out and access is denied. A counter is kept for each user to track consecutive authentication failures. When a successful authentication occurs, the counter is reset to zero.

In the evaluated configuration, an administrator-configured time value determines the duration of a user's lock out time. The default is 10 minutes (600 seconds).

In the evaluated configuration, it is not possible for all administrative users to be locked out of the TOE, because the primary administrative user account is permitted to login to the local console even if it is locked out when attempting to login through any remote interface.

This functionality implements FIA\_AFL.1, FIA\_PMG\_EXT.1.

### 7.3.2 Certificate Validation

For TLS client sessions on the data plane, the TOE implements certificate validation using the OpenSSL crypto library. The TLS client in the data plane supports TLS with mutual authentication for trusted communication channels with the external audit server.

The TOE supports validation of X.509 digital certificates using a certificate revocation list (CRL) as specified in [\[RFC 5280\]](#) Section 5. Administrators create profiles which are used to define the parameters used to communicate with an external entity. These parameters include the ability to require the use of TLS and peer or mutual authentication and a definition of the certificate to use for authentication. This capability is used to create a mutually authenticated connection with the external audit server. The external audit server provides a certificate to the TOE during establishment of the TLS connection in order to authenticate the external audit server.

The TOE offers administrative interfaces for creating a private key and certificate signing request (CSR). The CSR may include the following information: public key, common name, organization, organizational unit, country, locality, state / province, country, e-mail address, subject alternative name. After the CSR is created, the administrator must export the CSR outside the TOE. Outside the scope of the TOE, the administrator provides the CSR to the CA and then the CA returns the certificate to the administrator. Using the administrative interface, the administrator can then import the certificate into the TOE.

The only method supported by the TOE for obtaining a CA certificate is for the administrator to save a certificate to a text file and import it into the TOE. The certificates are stored in a text file. The TOE is capable of importing X.509v3 certificates and certificates in the PKCS12 format. The TOE is also capable of creating and using a self-signed certificate.

The TOE checks the validity of the certificates when the profile using the certificate is loaded and when the certificate is used by the TOE, including during authentication. If the certificates are modified, the digital signature verification would detect that the certificate had been tampered with and the certificate would be invalid. Administrators can ensure that the certificates presented have not been revoked by importing a certificate revocation list (CRL) into the TOE.

A certificate chain includes the root CA certificate, certificates of intermediate CAs, and the end entity certificate. The certificate chain consists of all the certificates necessary to validate the end certificate. Administrators can upload trusted device certificates (root CA certificates) into the TOE to identify which certificates are trusted. The TOE performs full certificate chain checking using Public Key Infrastructure X.509, verifies the expiration of the certificate (assuming a reliable time), and verifies its revocation using CRLs.

When the validity of a certificate cannot be established, the TOE will allow the administrator to choose whether or not to accept the certificate.

This implements FIA\_X509\_EXT.1/Rev, FIA\_X509\_EXT.2, FIA\_X509\_EXT.3.

## 7.4 Security Function Management

The TOE provides the ability to administer the TOE both locally and remotely. Local administration is performed via the serial port console. Remote access to the management interfaces is only made

available on the dedicated management network port of a BIG-IP system.

The TOE offers administrators four different methods to configure and manage the TSF. They are:

- Configuration Utility (Web-based GUI) - browser-based GUI interface with normal GUI panels and selections. The client browser talks to the Apache HTTP server over HTTPS; then the request passes through tomcat and to the BIG-IP.
- tmsh shell commands – provide a command line interface, accessible through an SSH client
- iControl API – SOAP-based programming interface over HTTPS.
- iControl REST API – REST-based programming interface over HTTPS.

The first three interfaces are independent. The tmsh interface is the most complete; though none of the three are proper subsets of each other. iControl REST APIs utilize tmsh shell command(s) to perform the desired operation, so it is basically a front-end to the tmsh shell commands. As such, the functions provided by the iControl REST API are a proper subset of the set of tmsh commands.

Remote use of these interfaces is performed over protected communication paths as described in Section 7.7. These four administrative interfaces require users to identify and authenticate themselves prior to performing any administrative functions.

The TOE comes with a pre-defined “admin” user with the Administrator role assigned that cannot be deleted. A password is assigned to the “admin” user during setup of the TOE. Local user accounts are managed by administrators in the Administrator or User Manager role and stored in the TOE's local user database. Management includes creating and deleting users, as well as changing another user's password (every user can change their own password), role, or partition the user has access to, and enabling or disabling terminal access for the user. However, User Managers that have access to only one partition cannot change the partition access of other users, and cannot change their own partition access or role. (More information on roles can be found in Section 7.4.1.)

Some general configuration options include:

- definition of an administrative IP address for the TOE's management network interface
- configuration of remote logging
- configuration of auditing
- configuration of TOE security functions
- start/stop services
- manage TSF data, configure the login access banner
- configure session inactivity timeout
- manage cryptographic keys
- configure cryptographic functionality
- configure the RekeyLimit which defines how much data can be transmitted within an SSH connection before rekeying
- configuration of trusted updates
- set the time period for rejecting logins from an Administrator who has reached the maximum number of unsuccessful authentication attempts, and
- set the time which is used for time stamps.

BIG-IP uses the concept of virtual servers to define destinations that BIG-IP accepts (client) traffic for. Virtual servers are represented by an IP address and service (such as HTTP). The actual resources that BIG-IP forwards the traffic to are referred to as nodes, represented by their IP address. Nodes can be grouped into pools, for example for the purpose of load balancing. (A client sends an HTTP request to BIG-IP's virtual server address, and BIG-IP will then select a node from the pool associated with the virtual server to forward the request to.) Virtual servers are a management tool used to simplify the configuration of filtering and processing incoming network requests.

In order to determine the treatment of different types of traffic, such as requiring client authentication or inspection of HTTP code at the application layer, administrators can assign profiles to virtual servers. Profiles contain detailed instructions on how the different traffic management-related security functions of the TOE are applied to matching traffic.

The Security Administrator is able to start and stop the following services using the “bigstart <stop, start, restart> <service>” command or the following tmsh command “tmsh <stop, start, restart> /sys service <service>”. The list of services that can be started and stopped are found in <https://support.f5.com/csp/article/K67197865>.

This functionality implements FMT\_MOF.1/Services, FMT\_SMF.1.

### 7.4.1 Security Roles

Access of individual users to the web-based Configuration utility, tmsh, iControl API, and iControl REST API is restricted based on pre-defined roles. These roles define which type of objects a user has access to and which type of tasks he or she can perform. The role definitions cannot be changed by TOE administrators. Table 13 contains the definition of user roles.

The TOE allows security administrators to define the type of terminal access that individual users have, i.e. whether they have access to the tmsh via SSH or not. The TOE can be administered either locally or remotely. Administering the TOE locally entails connecting a device to the management port on the BIG-IP via an Ethernet cable

The tasks that users can perform on objects, depending on their role, are grouped into hierarchical access levels:

- write: create, modify, enable and disable, and delete an object
- update: modify, enable, and disable an object
- enable/disable: enable and disable an object
- read: view an object

In addition to roles, the TOE implements the concept of partitions for restricting access to objects. Configuration objects that deal with the individual traffic management functions offered by the TOE are stored in partitions (either the Common partition, or administrator-defined partitions. Objects (including users, server pools, etc.) can be created in different partitions by administrators, and users can be assigned a partition they have access to ("partition access"). As a result, users will only have the type of access defined by their assigned role to objects in the partition that is defined by their partition access. (With certain exceptions documented in the tables below.) It is possible to assign a user access to "all" partitions, in which case the user will have access to objects in all partitions as defined by their role (referred to in the guidance documentation as "universal access").

**Note:** The fact that a user account is created in a specific partition does not mean that the user will automatically have access to other objects in that partition.

The TOE comes with a pre-defined "Common" partition, which cannot be deleted. New objects created by users are either placed in the user's partition, or - if the user has access to all partitions - are placed in the

Common partition unless the user explicitly chooses otherwise. The pre-defined "admin" user with the Administrator role is located in the Common partition.

Even users who are located in a partition other than Common have certain access to objects in the Common partition, as follows:

- Administrator always has access to all objects defined in the TOE.
- User Managers have write access to user account objects in the Common partition, except those with the Administrator role assigned to them.
- Resource Administrators, Managers, Certificate Managers, Application Editors, Operators, and Guests have read access to all objects in the Common partition.

Role	Associated rights
Administrator	This role grants users complete access to all partitioned and non-partitioned objects on the system, manage remote user accounts and change their own passwords. This includes trusted updates and the management of all security functions and TSF data.
Resource Administrator	This role grants users complete access to all partitioned and non-partitioned objects on the system, except user account objects. Additionally, users with this role can change their own passwords. This includes management of all security functions and TSF data, including remote users, remote roles, but not other user management functions.
User Manager	Users with the User Manager role that have access to all partitions can create, modify, delete, and view all user accounts except those that are assigned the Administrator role, or the User Manager role with different partition access. However, User Managers cannot manage user roles for remote user accounts. Users with the User Manager role that have access only to a single partition can create, modify, delete, and view only those user accounts that are in that partition and that have access to that partition only.  User accounts with the User Manager role can change their own passwords.
Manager	This role grants users permission to create, modify, and delete virtual servers, nodes, pools, pool members, custom profiles, and custom monitors. Users in this role can view all objects on the system and change their own passwords.
Certificate Manager	This role grants users permission to manage device certificates and keys, as well as perform Federal Information Processing Standard (FIPS) operations.

Role	Associated rights
Application Editor	<p>This role grants users permission to modify nodes, pools, pool members, monitors and change their own passwords. These users can view all objects on the system.</p> <p>In addition, the Application Editor has full access to the APM-related configuration objects in BIG-IP. In particular, this includes the following authorizations with regard to management capabilities offered by the Configuration utility:</p> <ul style="list-style-type: none"> <li>• Config Utility (basic network and licensing configuration) - No access</li> <li>• Traffic Summary - Read-only</li> <li>• Reports (reporting on TOE users) - No access</li> <li>• Performance - Read-only</li> <li>• Statistics - Read-only</li> <li>• Local Traffic feature - Read-only access for Virtual Servers, Profiles, iRules, SNATs, and SSL Certificates; Modification (but not creation or deletion) of Nodes, Pools, Pool Members, and Monitors; Enabling/Disabling Nodes and Monitors</li> <li>• Access Profiles - Modification (but not Creation/Deletion) and activation of access policies with the exception of the "Max Concurrent Users" field</li> <li>• AAA Servers - Full access</li> <li>• ACLs - Full access</li> <li>• VLAN Based Routing - Read-only access for VLAN, Self-IP, and VLAN Gateways; Creation/Modification/Deletion of VLAN Selection Agents</li> <li>• Client IP Allocation - Full access</li> <li>• Network Access Resources - Full access</li> <li>• Customization - Full access</li> <li>• Advanced Customization - No access</li> <li>• Session Variable Management - Creation/Modification/Deletion of Variable Assignment Agent; Creation/Modification (but not Deletion) of session variables</li> <li>• End User Security - Full access</li> <li>• Network features - No access to ARP configuration; Read-only access to all other features</li> <li>• System features - Read-only access; can change password for users in Application Editor role</li> </ul>
Operator	This role grants users permission to enable or disable nodes and pool members. These users can view all objects.
Auditor	This role grants users permission to view all configuration data on the system, including logs and archives. Users with this role cannot create, modify, or delete any data, nor can they view TLS keys or user passwords.
Guest	This role grants users permission to view all objects on the system in their partition and Common partition.
No Access	This role prevents users from accessing the system.

**Table 13: BIG-IP User Roles**

The Security Administrator role as defined in FMT\_SMR.2 is provided by a combination of the BIG-IP user roles defined in Table 13, except for the Guest and No Access roles. Administrative users may be

assigned different combinations of BIG-IP user roles, so some administrative users may not have the role(s) necessary to perform all of the administrative functions.

The “tmsh sys crypto key” command can be used by the Security Administrator to manage cryptographic keys on the TOE. The Security Administrator can manage the SSH key pairs, TLS key pairs, and pre-shared keys. The Security Administrator is able to perform the following operations on the keys:

- Importing of SSH public keys
- Generating SSL keys
- Changing keys
- Deleting keys
- Installing keys

This functionality implements FMT\_MOF.1/ManualUpdate, FMT\_MTD.1/CryptoKeys, FMT\_MTD.1/CoreData, FMT\_MTD.1/AdminAct, FMT\_SMF.1, FMT\_SMR.2.

## 7.5 Protection of the TSF

### 7.5.1 Protection of Sensitive Data

The TOE protects passwords used for the authentication of administrative users as follows:

- In storage for local user authentication, the TOE’s administrative interfaces do not offer any interface to retrieve user passwords or configuration files.
- In transit between remote users and the TOE, the TOE implements SSH and TLS to protect the communication.

Pre-shared keys (such as credentials for remote servers), symmetric keys, and private keys are stored in the TOE’s configuration files. The TOE does not offer an interface to retrieve the contents of its configuration files. Passwords are stored in a salted hashed format.

This functionality implements FPT\_APW\_EXT.1 and FPT\_SKP\_EXT.1.

### 7.5.2 Self-tests

The following self-tests are implemented by the TOE:

- On F5 devices. the BIOS Power-On Self-Test POST test is only run at power on
- The OpenSSL integrity tests are run at power on and reboot (during OpenSSL initialization) for OpenSSL.
- The software integrity check (i.e., sys-eicheck.py utility) is run at power on, reboot, and once daily to check the integrity of the RPMs. This self-test can also be run on demand at any time.
- The cryptographic algorithm self-tests provided by OpenSSL are run at power on and reboot (during OpenSSL initialization).

The BIOS POST is a diagnostic program that checks the basic components required for the hardware to operate, tests the memory, and checks the disk controller, the attached disks, and the network controllers. The BIOS POST tests cannot be run on demand.

The fipscheck utility is a standard Open Source utility for verifying the integrity of OpenSSL during initialization.

The sys-eicheck.py utility provides HMAC integrity testing. When a discrepancy is detected, the utility reports that discrepancy. The utility can be run at any time during system operation, and will just report

errors. In addition, the HMAC integrity test is executed during every reboot and will halt the boot if errors are found.

The TOE will execute self-tests at power-on to test the cryptographic algorithms and random number generation using known answer tests for each of the algorithms. If a power-on test fails, the boot process will halt.

The self-tests implemented by the TOE which are described in this section cover all aspects of the TSF are therefore and are sufficient for demonstrating that the TSF is operating correctly in the intended environment.

This functionality implements FPT\_TST\_EXT.1/PowerOn and FPT\_TST\_EXT.1/OnDemand.

### 7.5.3 Update Verification

While the evaluated configuration of the TOE is limited to the specific version and patch level of BIG-IP covered in this ST, the TOE nevertheless provides functionality that supports administrators in verifying the integrity and authenticity of updates provided by F5. The Configuration Utility or tmsh can be used to query the TOE version.

On F5 devices, the TOE is able to validate digital signatures of updates provided by F5; F5 places the ISO files (updates) and signature files on their website. The administrative guidance instructs the customer to:

- Download the ISO and digital signature file
- Verify the ISO using that file
- Install the update

On hypervisors, the digital signatures of updates provided by F5 must be verified by the Security Administrator prior to being installed. The digital signatures of the image files and the product ISO update and image files are located on the F5 customer download website. The administrative guidance instructs the customer to:

- Download the image files or product ISO / image files and digital signatures (Note: access to the F5 customer website requires a trusted protocol such as HTTPS)
- Verify the digital signatures of the downloaded files
- Install the update

A signature file exists for each ISO, software change update or image file provided by F5. The content of the signature file is a digital signature of a SHA256 digest of the ISO image file. The private and public keys are generated using the OpenSSL utility. The signing key is a 2048 bit RSA private key that is stored at F5 CM and only available for official F5 builds. The public key is included in the TMOS filesystem and is available on the F5 official site adjacent to the software archives. Note: The update verification implementation does not utilize certificates; only digital signatures.

The BIG-IP verifies the SHA256 hash of software archives, using 2048-bit RSA digital signature algorithm. If the signature is verified, the software update is installed. If the signature does not verify, the software update installation fails / aborts. The administrative guidance will instruct the customer to download the update again or contact F5 support.

This functionality implements FPT\_TUD\_EXT.1.



#### 7.5.4 Time Source

The TOE provides reliable time stamps for its own use, in particular in audit records and other time-sensitive security functionality. For F5 devices, the TOE hardware includes a hardware-based clock and the TOE's operating system makes the real-time clock available through a mcpd-maintained time stamp. Administrators have the ability to set the hardware-based clock on F5 devices and to set the BIG-IP system clock on hypervisors.

The security functions that rely on this time stamp in the evaluated configuration include:

- generation of audit records
- session locking for administrative users
- timeouts for remote sessions
- certificate validation / revocation

This functionality implements FPT\_STM\_EXT.1.

#### 7.6 TOE Access

For interactive user authentication at the web-based Configuration utility via HTTPS and the command line tmsh via SSH or the serial port console, BIG-IP implements the display of administrator-defined banners to users.

This functionality implements FTA\_TAB.1.

The TOE terminates local and remote administrative user sessions (Console, Configuration Utility or tmsh) after an administrator-defined period of inactivity. Users can also actively terminate their sessions (log out).

This functionality implements FTA\_SSL\_EXT.1, FTA\_SSL.3.

Lastly, administrators are able to actively terminate these sessions (i.e., to log out and therefore close an authenticated session).

This functionality implements FTA\_SSL.4.

#### 7.7 Trusted Path/Channels

The TOE acts as the TLS client when communicating with audit servers for the protection of audit records sent from the TOE to an external audit server. As described in Section 7.3.2, the TOE is configured to require a mutually authenticated connection with the external audit server. The external audit server provides a certificate to the TOE during establishment of the TLS connection in order to authenticate the external audit server.

This functionality implements FTP\_ITC.1.

Network administrators connect to the TOE remotely via a dedicated network interface to administer the TOE. Administrators are authenticated locally by user name and password; remote authentication (via LDAP or AD) is not supported by the TOE. The TOE implements the following trusted paths, which are logically distinct from other communication paths and provide assured identification of both end points, as well as protecting the transmitted data from disclosure and providing detection of modification of the transmitted data:

- TLS Connections to the TOE via the web-based Configuration utility, iControl API and the iControl REST API are protected by TLS. TLS sessions are limited to TLS versions 1.1 and 1.2, using the cipher suites identified in FCS\_TLSS\_EXT.1[3]-[4].

- SSH Connections to the TOE's command line interface are protected using SSH version 2 as defined in FCS\_SSHS\_EXT.1. Additionally, the SSH implementation has hard-coded ecdh-sha2-nistp256 and ecdh-sha2-nistp384 key exchange; diffie-hellman-group1-sha1 key exchange is intentionally disabled.

This functionality implements FTP\_TRP.1/Admin.